

received

Schedule 2
FORM ECSRC – OR

(Select One)

QUARTERLY FINANCIAL REPORT for the period ended SEPTEMBER 2016
Pursuant to Section 98(2) of the Securities Act, 2001

OR

TRANSITION REPORT
for the transition period from _____ to _____
Pursuant to Section 98(2) of the Securities Act, 2001
(Applicable where there is a change in reporting issuer's financial year)

Issuer Registration Number: _____

ST.KITTS-NEVIS-ANGUILLA NATIONAL BANK LTD

(Exact name of reporting issuer as specified in its charter)

ST CHRISTOPHER AND NEVIS

(Territory or jurisdiction of incorporation)

CENTRAL STREET, BASSETERRE, ST KITTS

(Address of principal executive Offices)

(Reporting issuer's:

Telephone number (including area code): 869-465-2204

Fax number: 869-465-1050

Email address: webmaster@sknanb.com

(Former name, former address and former financial year, if changed since last report)

(Provide information stipulated in paragraphs 1 to 8 hereunder)

Indicate the number of outstanding shares of each of the reporting issuer's classes of common stock, as of the date of completion of this report. 135,000,000

CLASS	NUMBER
ORDINARY SHARES	135,000,000

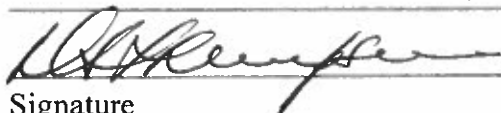
SIGNATURES

A Director, the Chief Executive Officer and Chief Financial Officer of the company shall sign this Annual Report on behalf of the company. By so doing each certifies that he has made diligent efforts to verify the material accuracy and completeness of the information herein contained.

The Chief Financial Officer by signing this form is hereby certifying that the financial statements submitted fairly state the company's financial position and results of operations, or receipts and disbursements, as of the dates and period(s) indicated. The Chief Financial Officer further certifies that all financial statements submitted herewith are prepared in accordance with International Accounting Standards consistently applied (except as stated in the notes thereto) and (with respect to year-end figures) including all adjustments necessary for fair presentation under the circumstances.

Name of Chief Executive Officer:

DONALD THOMPSON (Acting)




Signature

OCTOBER 28, 2016

Date

Name of Director:

ALEXIS NISBETT




Signature

OCTOBER 28, 2016

Date

Name of Chief Financial Officer:

WINSTON HUTCHINSON



Signature

OCTOBER 28, 2016

Date

INFORMATION TO BE INCLUDED IN FORM ECSRC-OR

1. Financial Statements

Provide Financial Statements for the period being reported in accordance with International Accounting Standards. The format of the financial statements should be similar to those provided with the registration statement. Include the following:

- (a) Condensed Balance Sheet as of the end of the most recent financial year and just concluded reporting period.
- (b) Condensed Statement of Income for the just concluded reporting period and the corresponding period in the previous financial year along with interim three, six and nine months of the current financial year and corresponding period in the previous financial year.
- (c) Condensed Statement of Cash Flows for the just concluded reporting period and the corresponding period in the previous financial year along with the interim three, six and nine months of the current financial year and the corresponding period in the previous financial year.
- (d) By way of *Notes to Condensed Financial Statements*, provide explanation of items in the financial statements and indicate any deviations from generally accepted accounting practices.

2. Management's Discussion and Analysis of Financial Condition and Results of Operation.

Discuss the reporting issuer's financial condition covering aspects such as liquidity, capital resources, changes in financial condition and results of operations during the reporting period. Discussions of liquidity and capital resources may be combined whenever the two topics are interrelated. Discussion of material changes should be from the end of the preceding financial year to the date of the most recent interim report.

The Management's Discussion and Analysis should disclose sufficient information to enable investors to judge:

1. The quality of earnings;
2. The likelihood that past performance is indicative of future performance; and
3. The issuer's general financial condition and outlook.

It should disclose information over and above that which is provided in the management accounts and should not be merely a description of the movements in the financial statements in narrative form or an otherwise uninformative series of technical responses. It should provide management's perspective of the company that enables investors to view the business from the vantage point of management.

The discussion should focus on aspects such as liquidity; capital resources; changes in financial condition; results of operations; material trends and uncertainties and measures

taken or to be taken to address unfavourable trends; key performance indicators; and non-financial indicators.

General Discussion and Analysis of Financial Condition

At the end of the review period, the Financial Condition of the Bank was as follows:

- 1) Total Assets rose by \$41.3 million or 1.1% compared with \$3.674 billion at June 2016
- 2) Net Loans and advances increased by \$4.4 million or 0.6% when compared with \$715.1 million at June 2016
- 3) Customers' deposits grew by \$10.8 million or 0.3% when compared with \$3.233 billion at June 2016
- 4) Shareholders' Equity increased by \$28.8 million or 7.0% when compared with \$411.5 million at June 2016

Liquidity and Capital Resources

Provide a narrative explanation of the following (but not limited to):

- i) The reporting issuer's financial condition covering aspects such as liquidity, capital resources, changes in financial condition and results of operations.
- ii) Any known trends, demands, commitments, events or uncertainties that will result in, or that are reasonably likely to result in, the issuer's liquidity increasing or decreasing in any material way. If a deficiency is identified, indicate the course of action that the reporting issuer has taken or proposes to take to remedy the deficiency.
- iii) The issuer's internal and external sources of liquidity and any material unused sources of liquid assets.
- iv) Provisions contained in financial guarantees or commitments, debt or lease agreements or other arrangements that could trigger a requirement for an early payment, additional collateral support, changes in terms, acceleration of maturity, or the creation of an additional financial obligation such as adverse changes in the issuer's financial ratios, earnings, cash flows or stock price or changes in the value of underlying, linked or indexed assets.

- v) Circumstances that could impair the issuer's ability to continue to engage in transactions that have been integral to historical operations or are financially or operationally essential or that could render that activity commercially impracticable such as the inability to maintain a specified level of earnings, earnings per share, financial ratios or collateral.
- vi) Factors specific to the issuer and its markets that the issuer expects will affect its ability to raise short-term and long-term financing, guarantees of debt or other commitment to third parties, and written options on non-financial assets.
- vii) The relevant maturity grouping of assets and liabilities based on the remaining period at the balance sheet date to the contractual maturity date. Commentary should provide information about effective periods and the way the risks associated with different maturity and interest profiles are managed and controlled.
- viii) The issuer's material commitments for capital expenditures as of the end of the latest fiscal period, and indicate the general purposes of such commitments and the anticipated source of funds needed to fulfil such commitments.
- ix) Any known material trends, favorable or unfavorable, in the issuer's capital resources, including any expected material changes in the mix and relative cost of capital resources, considering changes between debt, equity and any off-balance sheet financing arrangements.

Discussion of Liquidity and Capital Resources

LIQUIDITY

The Bank's liquidity is managed and monitored on a daily basis by management to ensure that there is sufficient liquidity to meet its liabilities when they fall due, both under normal and stressed conditions, without incurring unacceptable losses or risking damage to the Bank's reputation. The Bank maintains a portfolio of marketable assets that can be easily liquidated as protection against unforeseen liquidity problems, as well as cash and balances with the Central Bank and other financial institutions. At the end of the review period, Cash and balances with Central Bank stood at \$256.0 million.

CAPITAL

The Bank's policy is to manage the capital levels based on the underlying risk of its business. Capital adequacy is monitored to ensure compliance with the ECCB's risk based capital guidelines, which require a minimum ratio for Tier 1 or core capital of 4% to risk weighted assets. Tier 1 Capital is comprised of share capital, statutory reserves, general reserves and retained earnings. At September 30, 2016, the Bank was in compliance with the capital adequacy requirements, reporting a Tier 1 capital ratio of 31%.

The company continues to realize its goal of providing a satisfactory return to shareholders and increasing the value of investments. Shareholders' Equity recorded at September 30, 2016 was \$440.3 million compared with \$411.5 million recorded at June 30, 2016.

Off Balance Sheet Arrangements

Provide a narrative explanation of the following (but not limited to):

- i) Disclosures concerning transactions, arrangements and other relationships with unconsolidated entities or other persons that are reasonably likely to materially affect liquidity or the availability of, or requirements for capital resources.
- ii) The extent of the issuer's reliance on off-balance sheet arrangements should be described fully and clearly where those entities provide financing, liquidity, market or credit risk support, or expose the issuer to liability that is not reflected on the face of the financial statements.
- iii) Off-balance sheet arrangements such as their business purposes and activities, their economic substance, the key terms and conditions of any commitments, the initial on-going relationship with the issuer and its affiliates and the potential risk exposures resulting from its contractual or other commitments involving the off-balance sheet arrangements.
- iv) The effects on the issuer's business and financial condition of the entity's termination if it has a finite life or it is reasonably likely that the issuer's arrangements with the entity may be discontinued in the foreseeable future.

At the end of the review period, the Bank had contractual commitments to extend credit to customers resulting from loan and credit card facilities granted and Letters of Credit arrangements with customers. At September 2016, Letters of Credit obligations stood at \$7.7 million, unchanged from June 2016, while loan and credit card commitments stood at \$60.0 million, a decrease of \$2.7 million or 4.3%.

Results of Operations

In discussing results of operations, issuers should highlight the company's products and services, facilities and future direction. There should be a discussion of operating considerations and unusual events, which have influenced results for the reporting period. Additionally, any trends or uncertainties that might materially affect operating results in the future should be discussed.

Provide a narrative explanation of the following (but not limited to):

- i) Any unusual or infrequent events or transactions or any significant economic changes that materially affected the amount of reported income from continuing operations and, in each case, the extent to which income was so affected.
- ii) Significant components of revenues or expenses that should, in the company's judgment, be described in order to understand the issuer's results of operations.
- iii) Known trends or uncertainties that have had or that the issuer reasonably expects will have a material favorable or unfavorable impact on net sales or revenues or income from continuing operations.
- iv) Known events that will cause a material change in the relationship between costs and revenues (such as price increases, costs of labour or materials), and changes in relationships should be disclosed.
- v) The extent to which material increases in net sales or revenues are attributable to increases in prices or to increases in the volume or amount of goods or services being sold or to the introduction of new products or services.
- vi) Matters that will have an impact on future operations and have not had an impact in the past.
- vii) Matters that have had an impact on reported operations and are not expected to have an impact upon future operations
- viii) Off-balance sheet transactions, arrangements, obligations (including contingent obligations), and other relationships that have or are reasonably likely to have a current or future effect on the registrant's financial condition, changes in financial condition, revenues or expenses, results of operations, liquidity, capital expenditures or capital resources.
- ix) Performance goals, systems and, controls.

Overview of Results of Operations

RESULTS OF OPERATIONS

There were no unusual transactions or any significant economic changes that materially affected the amount of reported income from continuing operations for the quarter. Results from usual and ordinary events and transactions for the quarter ended September 30, 2016 led to a report of net operating income of \$9.5 million, which represents a \$5.7 million increase when compared with the \$3.8 million reported at September 30, 2015. The year-over-year increase in profitability was due mainly to lower cost of funds following the reduction of interest rates on all deposits categories.

Net interest income increased by \$0.8 million or 23.1% when compared with the 3.7 million recorded at the end of September 2015. The increase in net interest income was due to a \$1.2 million decrease in interest expense offset by a \$0.4 million decrease in interest income. The year-over-year decrease in interest costs resulted from the strategic management of costs, given substantial growth in deposits, a reduction in the savings rate by the Central Bank and slow economic recovery.

OUTLOOK

The Directors and Management of National Bank will continue to focus on the concerns that our customers have shared. We remain focused on our strategic priorities of broadening and deepening customer relationships, managing risks and positioning ourselves to take advantage of growth opportunities. New initiatives are being sought to further improve the overall end-to-end customer experience. Promotions are currently undertaken to increase awareness and usage of our Card products and other services. Providing greater security and assurance to our Debit and Credit Card users against fraud and Identity theft continues to be a major goal.

3. Disclosure about Risk Factors.

Provide a discussion of the risk factors that may have an impact on the results from operations or on the financial conditions. Avoid generalised statements. Typical risk factors include untested products, cash flow and liquidity problems, dependence on a key supplier or customer, management inexperience, nature of business, absence of a trading market (specific to the securities of the reporting issuer), etc. Indicate if any risk factors have increased or decreased in the time interval between the previous and current filing.

The management of risks has emerged as one of the greatest challenges that banks now face. The Bank's activities expose it to a variety of financial risks, as taking risk is core to the commercial banking business. Management is aware that operational risks are an inevitable consequence of being in business, and hence risk management policies are designed to identify and analyze risks in order to set appropriate levels and controls to monitor and mitigate risks. Risk management is carried out by the Credit and Comptroller Divisions under policies approved by the Board of Directors. In addition, internal audit is responsible for the independent review of risk management and the control environment.

The types of risks that affect the Bank are credit risk, liquidity risk, market risk (interest rate and currency risk), insurance risk and other operational risks. Credit risks can have a great impact on the results from operations or on financial conditions due to the industry in which we operate. The Bank takes on exposure to credit risk, which is the risk that counter-parties will cause financial losses for the bank by failing to discharge their obligations. Credit exposure arises principally in lending activities that lead to loans and advances and investment activities that bring debt securities and other bills into the Bank's asset portfolio. The Bank's exposure to credit risk is managed through regular analysis of the ability of its borrowers to meet obligations as well as taking collateral and corporate and personal guarantees as securities on advances.

The Bank is exposed to market risk, which is the risk that fair values or future cash flows will fluctuate because of changes in market prices. The Bank holds investments in open positions in interest rate and equity products, all of which are exposed to general and specific market movements and changes in market rates or prices such as interest rates, equity prices and foreign exchange rates. Exposure to market risk is managed by diversifying the investment portfolio.

Liquidity risk, to which the Bank is also exposed, is the risk that the bank is unable to meet its payment obligations when they fall due and fulfill commitments to lend. Sources of liquidity are regularly monitored and the bank holds a diversified portfolio of cash and investment securities to support payment obligations.

4. Legal Proceedings.

A legal proceeding need only be reported in the ECSRC – OR filed for the period in which it first became a reportable event and in subsequent interim reports in which there have been material developments. Subsequent Form ECSRC – OR filings in the same financial year in which a legal proceeding or a material development is reported should reference any previous reports in that year. Where proceedings have been terminated during the period covered by the report, provide similar information, including the date of termination and a description of the disposition thereof with respect to the reporting issuer and its subsidiaries.

None

5. Changes in Securities and Use of Proceeds.

- (a) Where the rights of the holders of any class of registered securities have been materially modified, give the title of the class of securities involved. State briefly the general effect of such modification upon the rights of holders of such securities.

None

(a) Where the use of proceeds of a security issue is different from that which is stated in the registration statement, provide the following:

- Offer opening date (provide explanation if different from date disclosed in the registration statement)

N/A

- Offer closing date (provide explanation if different from date disclosed in the registration statement)

N/A

- Name and address of underwriter(s)

N/A

- Amount of expenses incurred in connection with the offer

- Net proceeds of the issue and a schedule of its use

N/A

- Payments to associated persons and the purpose for such payments

N/A

(c) Report any working capital restrictions and other limitations upon the payment of dividends.

None

6. Defaults upon Senior Securities.

- (a) If there has been any material default in the payment of principal, interest, a sinking or purchase fund instalment, or any other material default not satisfied within 30 days, with respect to any indebtedness of the reporting issuer or any of its significant subsidiaries exceeding 5 per cent of the total assets of the reporting issuer and its consolidated subsidiaries, identify the indebtedness. Indicate the nature of the default. In the case of default in the payment of principal, interest, or a sinking or purchase fund instalment, state the amount of the default and the total arrears on the date of filing this report.

None

- (b) If any material arrears in the payment of dividends have occurred or if there has been any other material delinquency not satisfied within 30 days, give the title of the class and state the amount and nature of the arrears or delinquency.

None

7. Submission of Matters to a Vote of Security Holders.

If any matter was submitted to a vote of security holders through the solicitation of proxies or otherwise during the financial year covered by this report, furnish the following information:

- (a) The date of the meeting and whether it was an annual or special meeting.

None

- (b) If the meeting involved the election of directors, the name of each director elected at the meeting and the name of each other director whose term of office as a director continued after the meeting.

None

- (c) A brief description of each other matter voted upon at the meeting and a statement of the number of votes cast for or against as well as the number of abstentions as to each such matter, including a separate tabulation with respect to each nominee for office.

None

- (d) A description of the terms of any settlement between the registrant and any other participant.

None

- (e) Relevant details of any matter where a decision was taken otherwise than at a meeting of such security holders.

None

8. Other Information.

The reporting issuer may, at its option, report under this item any information, not previously reported in a Form ECSRC – MC report (used to report material changes), with respect to which information is not otherwise called for by this form, provided that the material change occurred within seven days of the due date of the Form ECSRC-OR report. If disclosure of such information is made under this item, it need not be repeated in a Form ECSRC – MC report which would otherwise be required to be filed with respect to such information or in a subsequent Form ECSRC – OR report.

None

BALANCE SHEET AS AT SEPTEMBER 30, 2016

Assets	Notes	Unaudited Quarter Ended 30-Sep-2016 \$	Audited Year Ended 30-Jun-2016 \$
Cash and balances with Central Bank	6	255,954,830	269,151,813
Treasury Bills	7	115,937,387	135,370,549
Deposits with other financial Institutions	8	941,633,151	895,478,694
Financial Asset	32	805,272,080	798,480,221
Loans and Advances - customers	9	719,481,294	715,110,073
- originated debts	10	113,529,367	114,164,002
Investments - available for sale	11	637,780,627	613,956,008
Investment in Subsidiaries	12	26,750,000	26,750,000
Customers' Liability under Acceptances, Guarantees, and Letters of Credit (per contra)	13	7,743,745	7,743,745
Income tax recoverable		4,417,997	4,417,997
Property, Plant and Equipment	14	28,644,604	28,957,351
Intangible Assets	15	403,499	423,924
Other Assets	16	25,627,594	22,441,489
Deferred Tax Asset	20	32,008,235	41,464,236
Total Assets		3,715,184,410	3,673,910,102
Liabilities			
Due to Customers	17	3,243,416,350	3,232,571,337
Due to other financial institutions		8,456,327	224,753
Other borrowed funds	18	0	0
Acceptances, Guarantees and Letters of Credit (per contra)		7,743,745	7,743,745
Accumulated Provisions, Creditors, and Accruals	19	15,312,520	21,878,798
Total Liabilities		3,274,928,942	3,262,418,633
Shareholders' Equity			
Issued Share Capital	21	135,000,000	135,000,000
Share Premium		3,877,424	3,877,424
Retained Earnings		23,541,757	13,976,306
Other Reserves	22	277,836,287	258,637,739
Total Shareholders' Equity		440,255,468	411,491,469
Total Liabilities and Shareholders' Equity		3,715,184,410	3,673,910,102

ST. KITTS-NEVIS-ANGUILLA NATIONAL BANK LIMITED
Statement of Income for the period ended September 30, 2016

	THREE MONTHS ENDED	
	30-Sep-2016	30-Sep-2015
	\$	\$
INCOME		
Interest income	20,414,485	20,796,156
Interest expense	(15,882,033)	(17,113,861)
Net interest income	4,532,452	3,682,295
Fees and commission income	3,877,372	4,144,987
Fee expense	(1,947,735)	(1,413,683)
Net fees and commission income	1,929,637	2,731,304
Dividend income	531,444	358,553
Net gains less (losses) from investments	8,549,985	1,351,698
Gain on foreign exchange	814,986	1,258,217
Other operating income	95,645	32,940
Other Income/(losses)	9,992,060	3,001,408
Operating Income	16,454,149	9,415,007
Operating expenses		
Administration and general expenses	5,949,269	4,543,941
Directors fees and expenses	101,169	185,179
Audit fees and expenses		
Depreciation & amortisation	838,260	838,260
Impairment charges		
Total operating expenses	6,888,698	5,567,380
Operating income before tax and impairment	9,565,451	3,847,627
Income tax	-	-
Net income	9,565,451	3,847,627

Statement of Comprehensive Income for the period ended September 30, 2016

	THREE MONTHS ENDED	
	30-Sep-2016	30-Sep-2015
	\$	\$
Net Income for the period	9,565,451	3,847,627
Other Comprehensive Income, net of income tax:		
<i>Other comprehensive income to be classified to profit or loss in subsequent periods:</i>		
Available-for-sale financial assets:		
Unrealised gains/(losses) on investment securities, net of tax	18,324,793	(22,623,024)
Less: Reclassification adjustments for (gains)/losses included in income	873,755	1,140,260
Total other comprehensive Income/(loss)	19,198,548	(21,482,764)
<i>Other comprehensive income not to be reclassified to profit or loss in subsequent periods:</i>		
Property, Plant & Equipment:		
Revaluation Surplus	-	-
Remeasurement of defined benefit assets	-	-
Income tax relating to items that will not be reclassified subsequently to profit or loss	-	-
Total Comprehensive Income/(Loss) for the period	28,763,999	-17,635,137

STATEMENT OF CHANGES IN EQUITY
For The Quarter Ended September 30, 2016

Notes	Share Capital \$	Share Premium \$	Statutory Reserves \$	Other Reserves \$	Investment Reserves \$	Property Revaluation Reserves \$	Retained Earnings \$	Total Shareholders' Equity \$
Balance at Sept 30, 2015 (Restated)	135,000,000	3,877,424	111,674,356	181,860,099	(53,786,344)	15,912,813	12,225,313	406,763,661
Net Income for the year							20,025,649	20,025,649
Other Comprehensive Income	-	-	-	(1,040,911)	(756,930)	-	-	(1,797,841)
Total Comprehensive Income for the year	-	-	-	(1,040,911)	(756,930)	-	20,025,649	18,227,808
Transfer to Reserves	-	-	4,774,656	-	-	-	(4,774,656)	-
Dividends	-	-	-	-	-	-	(13,500,000)	(13,500,000)
Balance at June 30, 2016	135,000,000	3,877,424	116,449,012	180,819,188	(54,543,274)	15,912,813	13,976,306	411,491,469
Total Comprehensive Income For The Quarter	-	-	-	-	19,198,548	-	9,565,451	28,763,999
Transfer to Reserves	-	-	-	-	-	-	-	-
Dividends	-	-	-	-	-	-	-	-
Balance at Sept 30, 2016	135,000,000	3,877,424	116,449,012	180,819,188	(35,344,726)	15,912,813	23,541,757	440,255,468

ST. KITTS-NEVIS-ANGUILLA NATIONAL BANK LTD.
STATEMENT OF CASHFLOW
FOR THE PERIOD ENDED SEPTEMBER 30, 2016

11

	Notes	Unaudited Quarter ended 30-Sep-2016 \$	Audited Year ended 30-Jun-2016 \$
Cash flows from operating activities			
Operating Income before taxation		9,565,451	23,443,408
Adjustments for:			
Interest Income		(20,414,485)	(92,039,508)
Interest Expense		15,882,033	66,422,880
Depreciation and amortisation		838,260	2,046,699
Reclassification of project ongoing to expense		-	389,836
Dividend Income		(531,443)	(3,760,287)
Provision for impairment		-	278,594
Retirement period recovery		-	(38,032)
Operating income before changes in operating assets and liabilities		5,339,816	(3,256,410)
<i>(Increase) decrease in operating assets:</i>			
Loans and advances to customers		(4,426,805)	(57,042,601)
Mandatory deposits with Central Bank		(447,154)	(3,318,966)
Financial asset		-	-
Other assets		(3,186,105)	478,691
<i>Increase (decrease) in operating liabilities:</i>			
Customers' deposits		5,725,003	60,110,343
Due to other financial institutions		8,231,574	(468,162)
Accumulated provisions, creditors, and accruals		(6,566,278)	1,157,677
Cash generated from/(used in) operations		4,670,051	(2,339,428)
Interest received		10,446,968	72,109,995
Interest paid		(10,762,024)	(69,549,313)
Net cash generated from/(used in) operating activities		4,354,995	221,254
Cash flows from investing activities			
Purchase of equipment and intangible assets		(622,147)	(1,729,353)
Interest received from investments		3,170,262	19,841,632
Dividend received		531,443	3,760,287
Proceeds from disposal of equipment		117,059	-
(Increase)/Decrease in special term deposits		-	-
(Increase)/Decrease in restricted term deposits and T/Bills		33,339,421	8,057,461
Increase in Investment securities and originated debts		(200,071,010)	(1,199,474,798)
Proceeds from the sale of investment securities		205,255,907	930,609,890
Net cash generated from/(used in) investing activities		41,720,935	(238,934,881)
Cash flows from financing activities			
Other Borrowed Funds		-	-
Dividend paid		-	(13,500,000)
Net cash generated from/(used in) financing activities		0	(13,500,000)
Net Increase (Decrease) in cash and cash equivalents		46,075,930	(252,213,627)
Cash and cash equivalents at beginning of period		929,867,203	1,182,080,830
Cash and cash equivalents at end of period	30	975,943,133	929,867,203
Represented by:			
Cash in hand		15,751,564	13,507,610
Operating cash balances		542,472,977	538,971,917
Items in course of collection		26,824,996	8,927,633
Term deposits		339,915,702	272,350,702
Deposits with ECCB other than mandatory deposits		50,977,894	27,491,487
		975,943,133	861,249,349

.ST. KITTS-NEVIS-ANGUILLA NATIONAL BANK LIMITED
NOTES TO THE FINANCIAL STATEMENTS
FOR THE PERIOD ENDED SEPTEMBER 30, 2016

1 General information

St. Kitts-Nevis-Anguilla National Bank Limited (the “Bank”) was incorporated as a public limited company on February 15, 1971 under the Companies Act Chapter 335, and was reregistered under the new Companies Act No. 22 of 1996 on April 14, 1999. The Bank operates in both St. Kitts and Nevis and is subject to the provisions of the Banking Act of 2016. Its registered office is at Central Street, Basseterre, St. Kitts.

The Bank is a public company listed on the Eastern Caribbean Securities Exchange.

The principal activity of the Bank is the provision of financial services.

2 Application of new and revised International Financial Reporting Standards (IFRSs)

2.1 Amendments to IFRSs and the new Interpretation that are mandatorily effective for the current year

In the current year, the Bank has applied a number of amendments to IFRSs and a new interpretation issued by the International Accounting Standard Board (IASB) that are mandatorily effective for an accounting period that begins on or after January 1, 2015.

Amendments to IAS 19 Defined Benefit Plans: Employee Contributions

The Bank’s defined benefit plan does not allow employee contributions and the directors do not anticipate a change in plan policy to incorporate this amendment. The amendments would have required the Bank to account for employee contribution as follows:

- Discretionary employee contributions to be accounted for as reduction of the service cost upon payments to the plan,
- Employee contributions specified in the defined benefit plans to be accounted for as reduction to the service cost, only if such contributions are linked to services. Specifically, when the amount of such contribution depends on the number of years of service, the reduction to service cost to be made by attributing the contributions to periods of service in the same manner as the benefit attribution. On the other hand, when such contributions are determined based on a fixed percentage of salary (i.e. independent of the number of years of service), the Bank is to recognise the reduction in the service cost in the period in which the related services are rendered.

These amendments

Annual Improvements to IFRSs 2010 – 2012 and 2011 – 2013 Cycle

The Bank has applied the amendments to IFRSs included in the Annual Improvements to IFRSs 2010- 2012 Cycle and 2011-2013 Cycle for the first time in the current year.

ST. KITTS-NEVIS-ANGUILLA NATIONAL BANK LIMITED

NOTES TO THE FINANCIAL STATEMENTS
FOR THE PERIOD ENDED SEPTEMBER 30, 2016

2 Application of new and revised International Financial Reporting Standards (IFRSs)...continued.

Annual Improvements to IFRSs 2010 – 2012 and 2011 – 2013 Cycle.....continued

The application of these amendments has had no impact on the disclosures or amounts recognised in the Bank's financial statements.

2.2 New and revised IFRSs in issue but not yet effective

The Bank has not applied the following new and revised IFRSs that have been issued but are not yet effective:

IFRS 9	Financial Instruments ²
IFRS 15	Revenue from Contracts with Customers ²
IFRS 16	Leases ³
Amendments to IFRS 11	Accounting for Acquisitions of Interest in Joint Operations ¹
Amendments to IAS 1	Disclosure Initiative ¹
Amendments to IAS 16 and IAS 38	Clarification of Acceptable Methods of Depreciation and Amortisation ¹
Amendments to IAS 16 and IAS 41	Agriculture: Bearer Plants ¹
Amendments to IFRS 10 and IAS 28	Sale or Contribution of Assets between an Investor and its Associate or Joint Venture ¹
Amendments to IFRS 10, IFRS 12 and IAS 28	Investment Entities: Applying the Consolidated Exception ¹
Amendments to IFRSs	Annual Improvements to IFRSs 2012-2014 Cycle ¹

¹ Effective for annual periods beginning on or after 1 January 2016, with earlier application permitted.

² Effective for annual periods beginning on or after 1 January 2018, with earlier application permitted.

³ Effective for annual periods beginning on or after 1 January 2019, with earlier application permitted.

IFRS 9 Financial Instruments (2014)

IFRS 9 issued in November 2009 introduced new requirements for the classification and measurement of financial assets. IFRS 9 was subsequently amended in October 2010 to include requirements for the classification and measurement of financial liabilities and for derecognition, and in November 2013 to include the new requirements for general hedge accounting. Another revised version of IFRS 9 was issued in July 2014 mainly to include (a) impairment requirements for financial assets and (b) limited amendments to the classification and measurement requirements by introducing a 'fair value through other comprehensive income' (FVTOCI) measurement category for certain simple debt instruments.

ST. KITTS-NEVIS-ANGUILLA NATIONAL BANK LIMITED

NOTES TO THE FINANCIAL STATEMENTS **FOR THE PERIOD ENDED SEPTEMBER 30, 2016**

2 Application of new and revised International Financial Reporting Standards (IFRSs)...continued.

2.2 New and revised IFRSs in issue but not yet effective.....continued

Key requirements of IFRS 9:

- all recognised financial assets that are in the scope of IAS 39 *Financial Instruments: Recognition and Measurement* are required to be substantially at amortised cost or fair value. Specifically, debt investments that are held within a business model whose objective is to collect the contractual cash flows, and that have contractual cash flows that are sole payments of principal and interest on the principal outstanding are generally measured at amortised cost at the end of subsequent accounting periods. Debt instruments that are held within a business model whose objective is achieved both by collecting contractual cash flows and selling financial assets, and that have contractual terms of the financial asset giving rise on specified dates to cash flows that are solely payments of principal and interest on the principal amount outstanding, are measured at FVTOCI. All other debt investments and equity investments are measured at their fair value at subsequent accounting periods. In addition, under IFRS 9, entities may make an irrevocable election to present subsequent changes in fair value of an equity investment (that is not held for trading) in other comprehensive income, with only dividend income generally recognised in profit or loss.
- with regard to the measurement of financial liabilities designated as at fair value through profit or loss, IFRS 9 requires that the amount of change in the fair value of the financial liability that is attributable to changes in the credit risk of that liability is presented in other comprehensive income, unless the recognition of the effects of changes in the liability's credit risk in other comprehensive income would create or enlarge an accounting mismatch in profit or loss. Changes in fair value attributable to a financial liability's credit risk are not subsequently reclassified to profit or loss. Under IAS 39, the entire amount of the change in the fair value in the financial liability designated as fair value through profit or loss is presented in profit or loss.
- In relation to the impairment of financial assets, IFRS 9 requires an expected credit loss model, as opposed to an incurred credit loss model under IAS 39. The expected loss model requires an entity to account for expected credit losses and changes in those expected credit losses at each reporting date to reflect changes in credit risk since initial recognition. In other words, it is no longer necessary for a credit event to have occurred before credit losses are recognised.
- the new general hedge accounting requirements retain the three types of hedge accounting mechanisms currently available in IAS 39. Under IFRS 9, greater flexibility has been introduced to the types of transaction eligible for hedge accounting, specifically broadening the types of instruments that qualify for hedging instruments and the type of risk components of non-financial items that are eligible for hedge accounting. In addition, the effectiveness test has been overhauled and replaced with the principle of an 'economic relationship'. Retrospective assessment of hedge effectiveness is also no longer required. Enhanced disclosure requirements about an entity's risk management activities have also been introduced.

The directors anticipate that the application of IFRS 9 in the future may have a material impact on the amounts reported in respect of the Bank's financial assets and financial liabilities.

ST. KITTS-NEVIS-ANGUILLA NATIONAL BANK LIMITED
NOTES TO THE FINANCIAL STATEMENTS
FOR THE PERIOD ENDED SEPTEMBER 30, 2016

2 Application of new and revised International Financial Reporting Standards (IFRSs)...continued.

2.2 New and revised IFRSs in issue but not yet effective.....continued

However, it is not practicable to provide a reasonable estimate of the effect of IFRS 9 until the Bank undertakes a detail review.

IFRS 15 Revenue from Contracts with Customers

In May 2014, IFRS 15 was issued which establishes a single comprehensive model for entities to use in accounting for revenue arising from contracts with customers. IFRS 15 will supersede the current revenue recognition guidance including IAS 18 *Revenue*, IAS 11 *Construction Contracts* and the related Interpretations when it becomes effective.

The core principle of IFRS 15 is that an entity should recognise revenue to depict the transfer of promised goods or services to customers in an amount that reflects the consideration to which the entity expect to be entitled in exchange for those goods or services. Specifically, the Standard introduces a 5-step approach to revenue recognition.

- Step 1: Identify the contract(s) with a customer.
- Step 2: Identify the performance obligations in the contract.
- Step 3: Determine the transaction price.
- Step 4: Allocate the transaction price to the performance obligations in the contract.
- Step 5: Recognise revenue when (or as) the entity satisfies a performance obligation.

Under IFRS 15, an entity recognises revenue when (or as) a performance obligation is satisfied, i.e. when ‘control’ of the goods or services underlying the particular performance obligation is transferred to the customer. Far more prescriptive guidance has been added in IFRS 15 to deal with specific scenarios. Furthermore, extensive disclosures are required by IFRS 15.

The directors anticipate that the application of IFRS 15 in the future may have a material impact on the amounts reported and the disclosures made in the financial statements. However, it is not practicable to provide a reasonable estimate of the effect of IFRS 15 until the Bank performs a detailed review.

IFRS 16 Leases

IFRS 16 specifies how an IFRS reporter will recognise, measure, present and disclose leases. The standard provides a single lessee accounting model, requiring lessees to recognise assets and liabilities for all leases unless the lease term is 12 months or less or the underlying asset has a low value. Lessors continue to classify leases as operating or finance, with IFRS 16’s approach to lessor accounting substantially unchanged from its predecessor, IAS 17.

ST. KITTS-NEVIS-ANGUILLA NATIONAL BANK LIMITED

NOTES TO THE FINANCIAL STATEMENTS
FOR THE PERIOD ENDED SEPTEMBER 30, 2016

2 Application of new and revised International Financial Reporting Standards (IFRSs)...continued.

2.2 New and revised IFRSs in issue but not yet effective.....continued

Amendments to IFRS 11 *Accounting for Acquisitions of Interests in Joint Operations*....continued

Amendments to IFRS 11 *Accounting for Acquisitions of Interests in Joint Operations*

The amendments to IFRS 11 provide guidance on how to account for the acquisition of a joint operation that constitutes a business as defined in IFRS 3 *Business Combinations*. Specifically, the amendments state that the relevant principles on accounting for business combinations in IFRS 3 and other standards (e.g. IAS 36 *Impairment of Assets* regarding impairment testing of cash-generating unit to which goodwill on acquisition of a joint operation has been allocated) should be applied. The same requirements should be applied to the formation of a joint operation if and only if an existing business is contributed to the joint operation by one of the parties that participate in the joint operation.

A joint operator is also required to disclose the relevant information required by IFRS 3 and other standards for business combinations.

The amendments should be applied prospectively to acquisitions of interests in joint operations (in which the activities of the joint operations constitute businesses as defined in IFRS 3) occurring from the beginning of annual periods beginning on or after January 1, 2016. The directors anticipate that the application of these amendments to IFRS 11 may have an impact on the financial statements in the future should such transactions arise.

Amendments to IAS 1 *Disclosure Initiative*

The amendments to IAS 1 give some guidance on how to apply the concept of materiality in practice.

The amendments to IAS 1 are effective for annual periods beginning on or after 1 January 2016. The directors do not anticipate that the application of these amendments to IAS 1 will have a material impact on the Bank's financial statements.

Amendments to IAS 16 and IAS 38 *Clarification of Acceptable Methods of Depreciation and Amortisation*

The amendments to IAS 16 prohibit entities from using a revenue-based depreciation method for property, plant and equipment. The amendments to IAS 38 introduce a rebuttable presumption that revenue is not an appropriate basis for amortisation of an intangible asset. The presumption can only be rebutted in the following two limited circumstances:

- a) when the intangible asset is expressed as a measure of revenue; or
- b) when it can be demonstrated that revenue and consumption of the economic benefits of the intangible asset are highly correlated.

ST. KITTS-NEVIS-ANGUILLA NATIONAL BANK LIMITED

NOTES TO THE FINANCIAL STATEMENTS **FOR THE PERIOD ENDED SEPTEMBER 30, 2016**

2 Application of new and revised International Financial Reporting Standards (IFRSs)...continued.

2.2 New and revised IFRSs in issue but not yet effective.....continued

The amendments apply retrospectively for annual periods beginning on or after January 1, 2016. Currently, the Bank uses the straight-line method for depreciation and amortisation for its property, plant and equipment, and intangible assets respectively. The directors believe that the straight-line method is the most appropriate method to the consumption of economic benefits inherent in the respective assets and accordingly, the directors do not anticipate that the application of these amendments to IAS 16 and IAS 38 will have a material impact on the financial statements.

Amendments to IAS 16 and IAS 41 Agriculture: *Bearer Plants*

The amendments to IAS 16 and IAS 41 define a bearer plant and require biological assets that meet the definition of a bearer plant to be accounted for as property, plant and equipment in accordance with IAS 16, instead of IAS 41. The produce growing on bearer plants continues to be accounted for in accordance with IAS 41.

The directors do not anticipate that these amendments to IAS 16 and IAS 41 will have an impact on the financial statements as the Bank is not engaged in agricultural activities.

Amendments to IFRS 10 and IAS 28: *Sale or Contribution of Assets between an Investor and its Associate or Joint Venture*

The amendments to IFRS 10 and IAS 28 deal with situations where there is a sale or contribution of assets between an investor and its associate or joint venture. Specifically, the amendments state that gains or losses resulting from the loss of control of a subsidiary that does not contain a business in a transaction with an associate or a joint venture that is accounted for using the equity method, are recognised in the parent's profit or loss only to the extent of the unrelated investors' interests in the associate or joint venture. Similarly, gains and losses resulting from the remeasurement of investments retained in any former subsidiary (that has become an associate or a joint venture that is accounted for using the equity method) to fair value are recognised in the former parent's profit or loss only to the extent of the unrelated investors' interests in the new associate or joint venture.

The amendments should be applied prospectively to transactions occurring in annual periods beginning on or after 1 January 2016. The directors anticipate that the application of these amendments may have an impact on the Bank's financial statements when adopted.

Amendments to IFRS 10, IFRS 12 and IAS 28 *Investment Entities: Applying the Consolidated Exception*

The amendments to IFRS 10, IFRS 12 and IAS 28 clarify that the exemption from preparing consolidated financial statements is available to a parent entity that is a subsidiary of an investment entity, even if the investment entity measures all its subsidiaries at fair value in accordance with IFRS 10. The amendments also clarify that the requirement for an investment entity to consolidate a subsidiary providing services related to the former's investment activities applies only to subsidiaries that are not investment entities themselves.

ST. KITTS-NEVIS-ANGUILLA NATIONAL BANK LIMITED

NOTES TO THE FINANCIAL STATEMENTS **FOR THE PERIOD ENDED SEPTEMBER 30, 2016**

2 Application of new and revised International Financial Reporting Standards (IFRSs)...continued.

2.2 New and revised IFRSs in issue but not yet effective.....continued

The directors do not anticipate that the application of these amendments will have a material impact on the financial statements as the Bank is not an investment entity and does not have any holding company, subsidiary, associates or joint venture that qualifies as an investment entity.

3. Significant accounting policies

The principal accounting policies applied in the preparation of the financial statements are set out below. These policies have been consistently applied to all the years presented, unless otherwise stated.

3.1 Basis of preparation

The financial statements have been prepared in accordance with International Financial Reporting Standards (IFRS) as issued by the International Accounting Standards Board (IASB) and interpretations issued by the International Financial Reporting Interpretations Committee (IFRIC). The financial statements have been prepared under the historical cost convention, except for the revaluation of certain properties and financial instruments.

Historical cost is generally based on the fair value of the consideration given in exchange for goods and services.

Fair value is the price that would be received to sell an asset or paid to transfer a liability in an orderly transaction between market participants at the measurement date, regardless of whether that price is directly observable or estimated using another valuation technique. In estimating the fair value of an asset or a liability, the Bank takes into account the characteristics of the asset or liability if market participants would take those characteristics into account when pricing the asset or liability at the measurement date. Fair value for measurement and/or disclosure purposes in these financial statements is determined on such a basis, except for share-based payment transactions that are within the scope of IFRS 2, leasing transactions that are within the scope of IFRS 17, and measurements that have some similarities to fair value but are not fair value, such as net realisable value in IAS 2 or value in use in IAS 36.

In addition, for financial reporting purposes, fair value measurements are categorised into level 1, 2 or 3 based on the degree the inputs to fair value measurements are observable and the significance of the inputs to the fair value measurement in its entirety, which are describe as follows:

Level 1: inputs are quoted prices (unadjusted) in active markets for identical assets and liabilities that the entity can access at the measurement date;

Level 2: inputs are inputs, other than quoted prices included within level 1, that are observable for the asset or liability, either directly or indirectly; and

Level 3: inputs are unobservable inputs for the asset or liability.

The principal accounting policies are set out below.

ST. KITTS-NEVIS-ANGUILLA NATIONAL BANK LIMITED

NOTES TO THE FINANCIAL STATEMENTS
FOR THE PERIOD ENDED SEPTEMBER 30, 2016

3. Significant accounting policies.....continued

3.2 Cash and cash equivalents

Cash comprises cash in hand and demand and call deposits with banks. Cash equivalents are short-term, highly liquid investments with original maturities of 90 days or less that are readily convertible to known amounts of cash, are subject to an insignificant risk of changes in value, and are held for the purpose of meeting short-term cash commitments rather than for investment or other purposes.

3.3 Financial assets and liabilities

In accordance with IAS 39, all financial assets and liabilities – which include derivative financial instruments – are recognised in the statement of financial position and measured in accordance with their assigned category.

Financial assets

The Bank allocates its financial assets to the IAS 39 category of: loans and receivables and available-for-sale financial assets. The classification depends on the purpose for which the financial assets were acquired. Management determines the classification of its financial assets at initial recognition.

(i) Loans and receivables

Loans and receivables are non-derivative financial assets with fixed or determinable payments that are not quoted in an active market other than: (a) those that the Bank intends to sell immediately or in the short term, which are classified or held for trading and those that the entity upon initial recognition designates at fair value through profit or loss; (b) those that the Bank upon initial recognition designates as available-for-sale; (c) those for which the holder may not recover substantially all of its initial investment, other than because of credit deterioration.

Loans and receivable are recognised when cash or the right to cash is advanced to a borrower and are carried at amortised cost using the effective interest method. The Bank's loans and receivables include cash in bank and cash equivalents, treasury bills, deposit with other financial institution, loans and advances to customers, and originated debts.

3.3 Financial assets and liabilities

(ii) Available-for-sale financial assets

Available-for-sale investments are those intended to be held for an indefinite period of time, which may be sold in response to needs for liquidity or changes in interest rates, exchange rates or equity prices.

Purchases and sales of financial assets at fair value through profit or loss, held-to-maturity and available-for-sale are recognised on trade date- the date on which the Bank commits to purchase or sell an asset.

ST. KITTS-NEVIS-ANGUILLA NATIONAL BANK LIMITED

NOTES TO THE FINANCIAL STATEMENTS **FOR THE PERIOD ENDED SEPTEMBER 30, 2016**

3. Significant accounting policies.....continued

3.3 Financial assets and liabilitiescontinued

Available-for-sale financial assets are initially recognised at fair value being the transaction price less transaction cost. Available-for-sale financial assets subsequently measured at fair value based on the current bid prices of quoted investments in active market. If the market for available-for-sale financial assets is not active (such as investments in unlisted entities) and the fair value cannot be reliably measured, they are measured at cost. Gains and losses arising from the fair value of available-for-sale financial assets are recognised through other comprehensive income until the financial assets are derecognised or impaired, at which time, the cumulative gain or loss previously recognised through other comprehensive income is removed and recognised in the profit or loss.

Interest calculated using the effective interest method, dividend income and foreign currency gains and losses on financial assets classified as available for sale are recognised in the Statement of income. Dividends on available-for-sale equity instruments are recognised in the Statement of income when the right to receive payment is established.

Financial assets are derecognised when the rights to receive cash flows from the financial assets have expired or where the Bank has transferred substantially all risks and rewards of ownership.

The Bank's available-for-sale financial assets are separately presented in the statement of financial position.

Financial liabilities

Financial liabilities are classified as 'other liabilities' and are initially measured at fair value, net of transaction costs. They are subsequently measured at amortised cost using the effective interest rate method. Other liabilities include customers' deposits, due to other financial institutions, other borrowed funds and accumulated provisions, creditors and accruals.

Financial liabilities are derecognised when they are extinguished – that is, when the obligation is discharged, cancelled or expired.

Derecognition

Financial assets are derecognised when the contractual rights to receive the cash flows from these assets have ceased to exist or the assets have been transferred and substantially all the risks and rewards of ownership of the assets are also transferred (that is, if substantially all the risks and rewards have not been transferred, the Bank tests control to ensure that continuing involvement on the basis of any retained powers of control does not prevent derecognition). Financial liabilities are derecognised when they have been redeemed or otherwise extinguished.

Reclassification of financial assets

The Bank may choose to reclassify financial assets that would meet the definition of loans and receivables out of the held-for-trading or available-for-sale categories if the Bank has the intention and ability to hold these financial assets for the foreseeable future or until maturity at the date of reclassification.

ST. KITTS-NEVIS-ANGUILLA NATIONAL BANK LIMITED

NOTES TO THE FINANCIAL STATEMENTS
FOR THE PERIOD ENDED SEPTEMBER 30, 2016

3. Significant accounting policies.....continued

3.3 Financial assets and liabilitiescontinued

Reclassifications are made at fair value as of the reclassification date. Fair value becomes the new cost or amortised cost as applicable, and no reversals of fair value gains or losses recorded before reclassification date are subsequently made. Effective interest rates for financial assets reclassified to loans and receivables and held-to-maturity categories are determined at the reclassification date. Further increases in estimates of cash flows adjust effective interest rates prospectively.

3.4 Classes of financial instruments

The Bank classifies the financial instruments into classes that reflect the nature of information disclosed and take into account the characteristics of those financial instruments. The classification hierarchy can be seen in the table below:

Financial assets	Loans and receivables	Cash and cash equivalents and deposit with other financial institutions	Bank accounts
		Treasury bills and originated loans	Government fixed rated bonds and long term note
		Loans and advances to customers	Primary lenders
		Investment securities	Equity and debt securities
	Available-for-sale financial assets	Available -for-sale investments	
Financial liabilities	Financial liabilities at amortised cost	Customers' deposits and borrowings	
		Other liabilities and accrued expenses	

3.5 Impairment of financial assets

(a) Assets carried at amortised cost

The Bank assesses at the end of each reporting period whether there is objective evidence that a financial asset or group of financial assets is impaired. A financial asset or a group of financial assets is impaired and impairment losses are incurred only if there is objective evidence of impairment as a result of one or more events that occurred after the initial recognition of the asset.

ST. KITTS-NEVIS-ANGUILLA NATIONAL BANK LIMITED

NOTES TO THE FINANCIAL STATEMENTS
FOR THE PERIOD ENDED SEPTEMBER 30, 2016

3. Significant accounting policiescontinued

3.5 Impairment of financial assetscontinued

(a ‘loss event’) and that loss event (or events) has an impact on the estimated future cash flows of the financial asset or group of financial assets that can be reliably estimated.

The criteria that the Bank uses to determine that there is objective evidence of an impairment loss include:

- Cash flow difficulties experienced by the borrower;
- Delinquency in contractual payments of principal and interest;
- Breach of loan covenants or conditions;
- Deterioration in the value of collateral;
- Deterioration of the borrower’s competitive position; and
- Initiation of bankruptcy proceedings.

The Bank first assesses whether objective evidence of impairment exists individually for financial assets that are individually significant, and individually or collectively for financial assets that are not individually significant. If the Bank determines that no objective evidence of impairment exists for an individually assessed financial asset, whether significant or not, it includes the asset in a group of financial assets with similar credit risk characteristics and collectively assesses them for impairment. Assets that are individually assessed for impairment and for which an impairment loss is or continues to be recognised are not included in a collective assessment of impairment.

If there is objective evidence that an impairment loss on loans and receivables and or held-to-maturity investments carried at amortised cost has occurred, the amount of the loss is measured as the difference between the asset’s carrying amount and the present value of estimated future cash flows (excluding future credit losses that have not been incurred) discounted at the financial asset’s original effective interest rate. The carrying amount of the asset is reduced through the use of an allowance account and the amount of the loss is recognised in the statement of income. If a loan or held-to-maturity investment has a variable interest rate, the discounted rate for measuring any impairment loss is the current effective interest rate determined under the contract. As a practical expedient, the Bank may measure impairment on the basis of an instrument’s fair value using an observable market price.

The calculation of the present value of the estimated future cash flows of a collateralised financial asset reflects the cash flows that may or may not result from foreclosure less cost for obtaining and selling the collateral, whether or not foreclosure is probable.

When a loan is uncollectible, it is written off against the related provision for loan impairment. Such loans are written off after all the necessary procedures have been completed and the amount of the loss has been determined. Subsequent recoveries of amounts previously written off are credited to the “Bad Debt Recovered” income account which is then used to decrease the amount of the provision for the loan impairment in the statement of income.

ST. KITTS-NEVIS-ANGUILLA NATIONAL BANK LIMITED

NOTES TO THE FINANCIAL STATEMENTS
FOR THE PERIOD ENDED SEPTEMBER 30, 2016

3. Significant accounting policiescontinued

3.5 Impairment of financial assetscontinued

If, in a subsequent period, the amount of the impairment loss decreases and the decrease can be related objectively to an event occurring after the impairment loss is recognised (such as an improvement in the debtor's credit rating), the previously recognised impairment loss is reversed by adjusting the allowance account. The amount of the reversal is recognised in the statement of income.

(b) Assets classified as available-for-sale

The Bank assesses at each reporting date whether there is objective evidence that a financial asset or a group of financial assets is impaired. In the case of equity investments classified as available for sale, a significant or prolonged decline in the fair value of the security below its cost is considered in determining whether the assets are impaired. If any such evidence exists for available-for-sale financial assets, the cumulative loss – measured as the difference between the acquisition cost and the current fair value, less any impairment loss on that financial asset previously recognised in profit or loss – is removed from equity and recognised in the statement of income. Impairment losses recognised in the statement of income on equity instruments are not reversed through the statement of income. If, in a subsequent period, the fair value of a debt instrument classified as available for sale increases and the increase can be objectively related to an event occurring after the impairment loss was recognised in profit or loss, the impairment loss is reversed through the statement of income.

(c) Renegotiated loans

Loans and advances that are either subject to collective impairment assessment or individually significant and whose terms have been renegotiated are no longer considered to be past due but are treated as new loans. Management continuously reviews these accounts to ensure that all criteria are met and that future payments are likely to occur.

3.6 Offsetting financial instruments

Financial assets and liabilities are offset and the net amount reported in the statement of financial position when there is a legally enforceable right to offset the recognised amounts and there is an intention to settle on a net basis, or realise the asset and settle the liability simultaneously.

3.7 Employee benefits

(a) Gratuity

The Bank provides a gratuity plan to its employees after 15 years of employment. The amount of the gratuity payment to eligible employees at retirement is computed with reference to final salary and calibrated percentage rates based on the number of years of service. Provisions for these amounts are included in the statement of financial position.

ST. KITTS-NEVIS-ANGUILLA NATIONAL BANK LIMITED

NOTES TO THE FINANCIAL STATEMENTS **FOR THE PERIOD ENDED SEPTEMBER 30, 2016**

3. Significant accounting policiescontinued

3.7 Employee benefitscontinued

(a) Pension plan

The Bank operates a defined benefit plan. The administration of the plan is conducted by National Caribbean Insurance Company Limited, a subsidiary of the Bank. The plan is funded through payments to trustee-administered deposit funds determined by periodic actuarial calculations. A defined benefit plan is a pension plan which defines an amount of pension benefit that an employee will receive on retirement based on factors such as age, year of service and final salary. The cost of providing benefits is determined using the Projected Unit Credit Method, with actuarial valuations being carried out at the end of each reporting period.

The asset figure recognised in the statement of financial position in respect of net defined benefit assets is the fair value of the plan assets less the present value of the defined benefit obligation at the statement of financial position date. The retirement benefit asset recognised in the statement of financial position represents the actual surplus in the defined benefit plan. Re-measurements comprising of actuarial gains and losses, the effect of the asset ceiling (if applicable) and the return on plan assets (excluding interest) are recognised immediately in the statement of financial position with a charge or credit to other comprehensive income in the period in which they occur. Re-measurement recorded in other comprehensive income is not recycled. However, the Bank may transfer those amounts recognised in other comprehensive income within equity.

3.8 Property, plant and equipment

Land and buildings held for use in the production and supply of services, or for administrative purposes, are stated in the statement of financial position at their revalued amounts, being the fair value at the date of revaluation, less any subsequent accumulated depreciation and subsequent accumulated impairment losses. Revaluations are performed with sufficient regularity, usually every five years, such that the carrying amount does not differ materially from that which would be determined using fair values at the year end.

Any revaluation increase arising on the revaluation of such land and buildings is credited in equity to revaluation reserve, except to the extent that it reverses a revaluation decrease for the same asset previously recognised in income, in which case the increase is credited to income to the extent of the decrease previously charged. A decrease in the carrying amount arising on the revaluation of such land and buildings is charged to income to the extent that it exceeds the balance, if any, held in the fixed asset revaluation reserve relating to a previous revaluation of that asset.

Depreciation on revalued buildings is charged to income. On the subsequent sale or retirement of a revalued property, any revaluation surplus remaining in the revaluation reserve is transferred directly to retained earnings. No transfer is made from the fixed asset revaluation reserve to retained earnings except when an asset is derecognised.

ST. KITTS-NEVIS-ANGUILLA NATIONAL BANK LIMITED

NOTES TO THE FINANCIAL STATEMENTS
FOR THE PERIOD ENDED SEPTEMBER 30, 2016

3. Significant accounting policiescontinued

3.8 Property, plant and equipmentcontinued

Freehold land is not depreciated. Fixtures and equipment are stated at cost less accumulated depreciation and accumulated impairment losses. Depreciation is calculated on the following basis:

Building:	25 – 45 years
Leasehold improvements:	25 years, or over the period of lease if less than 25 years
Equipment, fixtures and motor vehicles:	3 – 10 years

Depreciation is charged so as to write off the cost or valuation of assets, other than freehold land, over their estimated useful lives, using the straight-line method. The estimated useful lives, residual values and depreciation method are reviewed at each year-end, with the effect of any changes in estimates accounted for on a prospective basis.

All repairs and maintenance are charged to income during the financial period in which they are incurred.

The gain or loss arising on the disposal or retirement of an item of property, plant and equipment is determined as the difference between the sale proceeds and the carrying amount of the asset and is recognised in statement of comprehensive income.

3.9 Intangible assets

Acquired computer software licences are capitalized on the basis of the costs incurred to acquire and to bring into use the specific software. These costs are amortized on the basis of the expected useful life of such software which is three to five years.

Assets that have an indefinite useful life are not subject to amortization and are tested annually for impairment. Assets that are subject to amortization are reviewed for impairment whenever events or changes in circumstances indicate that the carrying amount may not be recoverable.

3.10 Impairment of non-financial assets

Non-financial assets that are subject to amortisation are reviewed for impairment whenever events or changes in circumstances indicate that the carrying amount may not be recoverable. An impairment loss is recognised for the amount by which the asset's carrying amount exceeds its recoverable amount. The recoverable amount is the higher of an asset's fair value less costs to sell and value in use. For the purposes of assessing impairment, assets are grouped at the lowest levels for which there are separately identifiable cash flows (cash-generating units). Non-financial assets other than goodwill that suffered impairment are reviewed for possible reversal of the impairment at each reporting date.

ST. KITTS-NEVIS-ANGUILLA NATIONAL BANK LIMITED

NOTES TO THE FINANCIAL STATEMENTS **FOR THE PERIOD ENDED SEPTEMBER 30, 2016**

3. Significant accounting policiescontinued

3.11 Investment in subsidiaries

The investment in subsidiaries is accounted for using the cost method and therefore the assets, liabilities and results of operations of the entities have not been reflected in these accounts. A subsidiary is an entity in which the Bank holds controlling interest (50% plus 1 share or more) of the voting shares of that entity. Income from subsidiaries' operations is recognised only to the extent of dividends received.

The Bank has also prepared consolidated financial statements in accordance with IFRS for the Bank and its subsidiaries. Users of these separate financial statements should read them together with the Bank's consolidated financial statements as of and for the year ended June 30, 2014 in order to obtain full information on the financial position, results of operations and changes in financial position of the Bank and its subsidiaries as a whole.

3.12 Investment in associates

Associates are those entities over which the Bank is able to exert significant influence but which are not subsidiaries. Associate companies are recorded at cost less amounts provided for impairment.

3.13 Borrowings

Borrowings are recognised initially at fair value (which is their issue proceeds and fair value of the considerations received), net of transaction costs incurred. Borrowings are subsequently carried at amortised cost; any difference between the proceeds (net of transaction costs) and the redemption value is recognised in the statement of comprehensive income over the period of the borrowings using the effective interest method.

3.14 Guarantees and letters of credit

Guarantees and letters of credit comprise undertaking by the Bank to pay bills of exchange drawn on customers. The Bank expects most guarantees and letters of credit to be settled simultaneously with the reimbursement from the customers.

3.15 Provisions

Provisions are recognised when the Bank has a present legal or constructive obligation as a result of past events, it is probable that an outflow of resources will be required to settle the obligation, and the amount has been reliably estimated. Provisions are not recognised for future operating losses.

Where there are a number of similar obligations, the likelihood that an outflow will be required in settlement is determined by considering the class of obligations as a whole. A provision is recognised even if the likelihood of an outflow with respect to any one item included in the same class of obligation may be small.

ST. KITTS-NEVIS-ANGUILLA NATIONAL BANK LIMITED

NOTES TO THE FINANCIAL STATEMENTS
FOR THE PERIOD ENDED SEPTEMBER 30, 2016

3. Significant accounting policiescontinued

3.16 Leases

The leases entered into by the Bank are primarily operating leases. The total payments made under the operating leases are charged to income on a straight-line basis over the period of the lease.

When an operating lease is terminated before the lease period has expired, any payment required to be made to the lessor by way of penalty is recognised as an expense in the period in which termination takes place.

3.17 Interest income and expense

Interest income and expense for all interest-bearing financial instruments are recognised within 'interest income' and 'interest expense' in the statement of comprehensive income using the effective interest method. The effective interest method is a method of calculating the amortised cost of a financial asset or a financial liability and of allocating the interest income or interest expense over the relevant period. The effective interest rate is the rate that exactly discounts estimated future cash payments or receipts through the expected life of the financial instrument or, when appropriate, a shorter period to the net carrying amount of the financial asset or financial liability.

When calculating the effective interest rate, estimates of cash flows that consider all contractual terms of the financial instrument are included (for example, repayment options), except future credit losses. The calculation includes all fees and points paid or received between parties to the contract that are an integral part of the effective interest rate, transaction costs and all other premiums or discounts. Once a financial asset or a group of similar financial assets has been written down as a result of impairment loss, interest income is recognised using the rate of interest used to discount the future cash flows for the purpose of measuring the impairment loss.

3.18 Fee and commission income

Fees and commissions are generally recognised on an accrual basis when the service has been provided. Loan commitment fees for loans that are likely to be drawn down are deferred (together with related direct costs) and recognised as an adjustment to the effective interest rate on the loan. Loan syndication fees are recognised as revenue when the syndication has been completed and the Bank has retained no part of the loan package for itself or has retained a part at the same effective interest rate as the other participants. Commission and fees arising from negotiating, or participating in the negotiation of, a transaction for a third party – such as the arrangement of the acquisition of shares or other securities or the purchase or sale of business – are recognised on completion of the underlying transaction.

ST. KITTS-NEVIS-ANGUILLA NATIONAL BANK LIMITED

NOTES TO THE FINANCIAL STATEMENTS **FOR THE PERIOD ENDED SEPTEMBER 30, 2016**

3. Significant accounting policiescontinued

3.19 Dividend income

Dividends are recognised in the statement of income when the right to receive payment is established.

3.20 Foreign currency translation

(i) *Functional and presentation currency*

Items included in the financial statements are measured using the currency of the primary economic environment in which the Bank operates (the “functional currency”). The financial statements are presented in Eastern Caribbean dollars, which is the Bank’s functional and presentation currency.

(ii) *Transactions and balances*

Foreign currency transactions are translated into the functional currency using the exchange rates prevailing at the dates of the transactions or valuation where items are re-measured. Foreign exchange gains and losses resulting from the settlement of such transactions and from the translation at year-end exchange rates of monetary assets and liabilities denominated in foreign currencies are recognised in the statement of comprehensive income.

Foreign exchange gains and losses that relate to borrowings and cash and cash equivalents are presented in the statement of comprehensive income within ‘Other income’.

3.21 Share capital

(a) *Share issue costs*

Incremental costs directly attributable to the issue of new shares are shown in equity as a deduction from the proceeds.

(b) *Dividends on ordinary shares*

Dividends on ordinary shares are recognised in equity in the period in which they are paid by the Board of Directors and or approved by the Bank’s shareholders.

3.22 Current and deferred income tax

Income tax payable on profits, based on applicable tax law is recognised as an expense in the period in which profits arise, except to the extent that it relates to items recognised directly in equity. In such cases, the tax is recognised in a deferred tax liability account. The tax expense for the period comprises current and deferred tax.

Deferred income tax is provided in full, using the liability method, on temporary differences arising between the tax bases of assets and liabilities and their carrying amounts in the non-consolidated financial statements. Deferred income tax is determined using tax rates (and laws) that have been enacted by the reporting date and are expected to apply when the related deferred income tax asset is realized or deferred tax liability is settled.

ST. KITTS-NEVIS-ANGUILLA NATIONAL BANK LIMITED
NOTES TO THE FINANCIAL STATEMENTS
FOR THE PERIOD ENDED SEPTEMBER 30, 2016

3. Significant accounting policiescontinued

3.22 Current and deferred income taxcontinued

The principal temporary differences arise from depreciation of plant and equipment and revaluation of certain financial assets. However, deferred tax is not accounted for if it arises from initial recognition of an asset or a liability in a transaction other than a business combination that at the time of the transaction affects neither accounting, nor taxable profit or loss. The rates enacted or substantively enacted at the reporting date are used to determine deferred income tax.

Deferred tax asset is recognised where it is probable that future taxable profit will be available against which the temporary differences can be utilised.

3.23 Comparatives

Where necessary, comparative figures have been adjusted to conform with changes in presentation in the current year.

4. Financial risk management

The Bank's activities expose it to a variety of financial risks and those activities involve the analysis, evaluation, acceptance and management of some degree of risk or combination of risks. Taking risk is core to the commercial banking business, and the operational risks are an inevitable consequence of being in business.

The Bank's aim is therefore to achieve an appropriate balance between risk and return and minimize potential adverse effects on the Bank's financial performance.

The Bank's risk management policies are designed to identify and analyse risks, to set appropriate levels and controls, and to monitor the risks and adherence to limits by means of reliable and up-to-date information systems. The Bank regularly reviews its risk management policies and systems to reflect changes in markets, products and emerging best practice.

Risk management is carried out by the Credit Division and Comptroller Division under policies approved by the Board of Directors. Management identifies and evaluates financial risks in close co-operation with the Bank operating units. The Board provides principles for overall risk management, as well as approved policies covering specific areas, such as foreign exchange, interest rate and credit risks. In addition, internal audit is responsible for the independent review of risk management and the control environment.

The most important types of risk are credit risk, liquidity risk, market risk and other operational risk. Market risk includes currency risk, interest rate risk and other price risk.

ST. KITTS-NEVIS-ANGUILLA NATIONAL BANK LIMITED

NOTES TO THE FINANCIAL STATEMENTS
FOR THE PERIOD ENDED SEPTEMBER 30, 2016

4. Financial risk managementcontinued

4.1 Credit risk

The Bank takes on exposure to credit risk, which is the risk that counterparties will cause financial losses for the Bank by failing to discharge their obligations. Significant changes in the economy, or in the health of a particular industry segment that represents a concentration in the Bank's portfolio, could result in losses that are different from those provided for at the reporting date. Management, therefore, carefully manages its exposure to such credit risks. Credit exposure arises principally in lending activities that lead to loans and advances, and investment activities that bring debt securities and other bills into the Bank's asset portfolio.

There is also credit risk in off-statement of financial position financial instruments, such as loan commitments. The credit risk management and control are centralised and reported to the Board of Directors.

The Bank's exposure to credit risk is managed through regular analysis of the ability of its borrowers and potential borrowers to meet interest and capital repayment obligations. Credit risk is managed also in part by the taking of collateral and corporate and personal guarantees as securities on advances.

(a) Loans and advances

The prudential guidelines of the Bank's regulators are included in the daily credit operational management of the Bank. The operational measurements can be contrasted with impairment allowances required under IAS 39, which are based on losses that have been incurred at the reporting date (the 'incurred loss model').

The Bank assesses the probability of default of individual borrowers using internal rating tools tailored to the various categories of borrowers. These rating tools are fashioned from the guidelines of the Bank regulators. Advances made by the Bank are segmented into five rating classes that reflect the range of default probabilities for each rating class. The rating tools are kept under review and upgraded as necessary.

Bank rating	Description of the classification
1	Pass
2	Special mention
3	Sub-standard
4	Doubtful
5	Loss

(a) Debt securities and other bills

For debt securities and other bills, external rating such as Standard & Poor's rating or their equivalents are used by the Bank Treasury/Fund Managers for managing the credit risk exposures. The investments in those securities and bills are viewed as a way to gain a better credit quality mapping and maintain a readily available source to meet the funding requirement at the same time.

ST. KITTS-NEVIS-ANGUILLA NATIONAL BANK LIMITED
NOTES TO THE FINANCIAL STATEMENTS
FOR THE PERIOD ENDED SEPTEMBER 30, 2016

4. Financial risk managementcontinued

4.1.1 Risk limit control and mitigation policies

The Bank manages, limits, and controls concentrations of credit risk wherever they are identified – in particular, to individual counterparties and groups, and to industries and countries.

The Bank structures the levels of credit risk it undertakes by placing limits on the amount of risk acceptable in relation to one borrower, or groups of borrowers, and to geographical and industry segments. Such risks are monitored on a revolving basis and are subject to an annual or more frequent review, when considered necessary by the Board of Directors.

The exposure to any one borrower, including banks and other financial institutions, is further restricted by sublimits covering on-statement of financial position and off-statement of financial position exposures. Actual exposures against limits are monitored. Exposure to credit risk is also managed through regular analysis of the ability of borrowers and potential borrowers to meet interest and capital repayment obligations and by changing these lending limits where appropriate. Other specific controls and mitigation measures are outlined below:

(a) Collateral

The Bank employs a range of policies and practices to mitigate credit risk. The most traditional of these is the taking of security for funds advanced, which is common practice. The Bank implements guidelines on the acceptability of specific classes of collateral or risk mitigation. The principal collateral types for loans and advances are:

- Mortgages over residential properties;
- Charges over business assets such as premises, inventory and accounts receivable;
- Charges over financial instruments such as debt securities and equities.

Longer-term finance and lending to corporate entities and individual credit facilities are generally secured. In addition, in order to minimize credit loss, the Bank will seek additional collateral from the counterparty as soon as impairment indicators are noticed for the relevant individual loans and advances.

Collateral held as security for financial assets other than loans and advances is determined by the nature of the instrument. Debt securities, treasury and other eligible bills are generally unsecured.

ST. KITTS-NEVIS-ANGUILLA NATIONAL BANK LIMITED

NOTES TO THE FINANCIAL STATEMENTS
FOR THE PERIOD ENDED SEPTEMBER 30, 2016

4. Financial risk managementcontinued

4.1.1 Risk limit control and mitigation policiescontinued

(b) Credit-related commitments

The primary purpose of these instruments is to ensure that funds are available to a customer as required. Guarantees and standby letters of credit carry the same credit risk as loans. Documentary and commercial letters of credit (which are written undertakings by the Bank on behalf of a customer authorising a third party to draw drafts on the Bank up to a stipulated amount under specific terms and conditions) are collateralised by the underlying shipments of goods to which they relate and therefore carry less risk than a direct loan.

Commitments to extend credit represent unused portions of authorisations to extend credit in the form of loans and advances, guarantees or letters of credit. With respect to credit risk, the Bank is potentially exposed to loss in an amount equal to the total unused commitments.

However, the likely amount of loss is less than the total unused commitments, as most commitments to extend credit are contingent upon customers maintaining specific credit standards. The Bank monitors the term of maturity of credit commitments because longer-term commitments generally have a greater degree of credit risk than shorter-term commitments.

4.1.2 Impairment and provisioning

The impairment provision shown in the statement of financial position at year-end is derived from each of the five internal rating grades. The table below shows the percentage of the Bank's on-statement of financial position and off-statement of financial position items relating to loans and advances and associated impairment provision for each of the Bank internal categories:

		Sept 2016		June 2016	
		Loans and advances	Impairment provision	Loans and advances	Impairment provision
		(%)	(%)	(%)	(%)
	Bank rating				
1	Pass	53.42	0.00	53.41	0.00
2	Special mention	16.44	0.01	16.10	0.01
3	Sub-standard	22.47	31.87	22.70	31.87
4	Doubtful	3.48	26.51	3.50	26.51
5	Loss	4.19	41.61	4.29	41.61
		100.00	100.00	100.00	100.00

ST. KITTS-NEVIS-ANGUILLA NATIONAL BANK LIMITED
NOTES TO THE FINANCIAL STATEMENTS
FOR THE PERIOD ENDED SEPTEMBER 30, 2016

4. Financial risk managementcontinued

4.1.2 Impairment and provisioning

The rating tool assists management to determine whether objective evidence of impairment exists under IAS 39, based on the following criteria:

(i) Loans

- Cash flow difficulties experienced by the borrower;
- Delinquency in contractual payments of principal and interest;
- Breach of loan covenants or conditions; and
- Deterioration in the value of collateral.

(ii) Advances (overdrafts)

- Approval limit has been exceeded for three months;
- Interest charges for three months or more have not been covered by deposits; and
- Account has developed a hardcode which was not converted.

The Bank requires the review of individual financial assets that are above materiality thresholds on an annual basis or more regularly when individual circumstances require.

Impairment allowances on individually assessed accounts are determined by an evaluation of the incurred loss at reporting date on a case-by-case basis and are applied where necessary. Assessments take into account collateral held and anticipated cash receipts for individually assessed accounts.

ST. KITTS-NEVIS-ANGUILLA NATIONAL BANK LIMITED

NOTES TO THE FINANCIAL STATEMENTS
FOR THE PERIOD ENDED SEPTEMBER 30, 2016

4. **Financial risk management.....continued**

4.1.3 **Maximum exposure to credit risk before collateral held or other credit enhancements**

Credit risk exposure relating to on/off statement of financial position assets is as follows:

	Maximum exposure	
	Sept	June
	<u>2016</u>	<u>2016</u>
	\$	\$
<i>Credit risk exposures relating to on-balance sheet assets:</i>		
Cash and balances with Central Bank*	50,977,894	62,847,233
Treasury bills	115,937,387	135,370,549
Deposits with other financial institutions	941,633,151	895,478,694
Financial asset	805,272,080	798,480,221
Loans and advances:		
• Overdrafts	178,039,850	175,071,987
• Corporate customers	289,565,114	289,386,864
• Term loans	100,301,870	101,893,888
• Mortgages (personal)	151,574,460	148,757,334
• Originated debts	113,529,367	114,164,002
Investment securities – available-for-sale (AFS)	170,554,494	150,348,429
Other assets	14,228,194	11,180,715
Customers' liability under acceptances, guarantees and Letters of credit	7,743,745	7,743,745
Loan commitments	60,027,126	62,762,983
Total	<u>2,999,384,732</u>	<u>2,953,486,644</u>

**Excluding cash on hand and mandatory deposits with Central Bank*

The above table represents a worse case scenario of credit risk exposure to the Bank at September 30, 2016 and June 30, 2016, without taking account of any collateral held or other credit enhancements attached. For on-statement of financial position assets, the exposures set out above are based on net carrying amounts as reported in the Statement of Financial Position. As shown above, 24% (June 2016 – 25%) of the total maximum exposure is derived from loans and advances to banks and customers.

ST. KITTS-NEVIS-ANGUILLA NATIONAL BANK LIMITED

NOTES TO THE FINANCIAL STATEMENTS
FOR THE PERIOD ENDED SEPTEMBER 30, 2016

4. Financial risk management.....continued

4.1.3 Maximum exposure to credit risk before collateral held or other credit enhancements.....continued

Management is confident in its ability to continue to control and sustain minimal exposure of credit risk to the bank resulting from both its loans and advances portfolio and debt securities based on the following:

- 70% (June 2016 – 70%) of the loans and advances portfolio is categorized in the top two grades of the internal rating system;
- Term loans, which represent the largest group in the portfolio, are backed by security – cash and real estate collateral and/or guarantees.
- 59% (June 2016 – 64%) of the loans and advances portfolio are considered to be neither past due nor impaired.
- The Bank continues to grant loans and advances in accordance with its lending policies and guidelines;
- A number of issuers and debt instruments in the region are not rated; consequently 29% (June 2016 - 35%) of these debt investments are not rated (Government securities – treasury bills, etc.).

4.1.4 Loans and advances

	<u>Sept</u> <u>2016</u> \$	<u>June</u> <u>2016</u> \$
Loans and advances are summarized as follows:		
Loans and advances to customers		
Neither past due nor impaired	453,151,539	490,146,415
Past due but not impaired	121,219,859	78,769,260
Impaired	<u>198,631,111</u>	<u>199,660,029</u>
	773,002,509	768,575,704
Other Interest receivable	1,316,512	1,372,096
Less allowance for impairment losses (Note 26)	(54,837,727)	(54,837,727)
Net	<u>719,481,294</u>	<u>715,110,073</u>

The total allowance for impairment losses on loans and advances is \$54,837,727 (June 2016 - \$54,837,727). Further information of the allowance for impairment losses on loans and advances to customers is provided in Notes 26.

ST. KITTS-NEVIS-ANGUILLA NATIONAL BANK LIMITED

NOTES TO THE FINANCIAL STATEMENTS
FOR THE PERIOD ENDED SEPTEMBER 30, 2016

4. Financial risk management.....continued

4.1.4 Loans and advances.....continued

(a) *Loans and advances neither past due nor impaired*

The credit quality of the portfolio of loans and advances that were neither past due nor impaired can be assessed by reference to the rating system utilized by the Bank.

Sept 30, 2016

	Overdrafts	Term loans	Mortgages	Corporate customers	Total Loans and advances to customers
	\$	\$	\$	\$	\$
Loans and advances to customers					
Classifications:					
1. Pass	27,509,893	22,373,737	96,102,070	187,424,123	333,409,823
2. Special mention	81,955,255	357,318	2,319,747	2,703,977	87,336,297
3. Substandard	167,296	31,387,545	850,578	-	32,405,419
	-----	-----	-----	-----	-----
Gross	109,632,444	54,118,600	99,272,395	190,128,100	453,151,539

June 30, 2016

	Overdrafts	Term loans	Mortgages	Corporate customers	Total Loans and advances to customers
	\$	\$	\$	\$	\$
Loans and advances to customers					
Classifications:					
4. Pass	26,730,037	21,951,704	99,880,225	186,444,884	335,006,850
5. Special mention	79,783,509	37,928,475	2,262,530	2,759,632	122,734,146
6. Substandard	159,885	31,363,091	882,443	-	32,405,419
	-----	-----	-----	-----	-----
Gross	106,673,431	91,243,270	103,025,198	189,204,516	490,146,415

ST. KITTS-NEVIS-ANGUILLA NATIONAL BANK LIMITED

NOTES TO THE FINANCIAL STATEMENTS
FOR THE PERIOD ENDED SEPTEMBER 30, 2016

4. **Financial risk management.....continued**

4.1.4 **Loans and advances.....continued**

(b) Loans and advances past due but not impaired

Loans and advances less than 90 days past due are not considered impaired, unless other information is available to indicate the contrary. Gross amount of loans and advances by class to customers that were past due but not impaired were as follows:

	Term loans	Mortgages	Corporate	Total
	\$	\$	customers	\$
			\$	
At Sept 30, 2016				
Past due up to 30 days	2,358,904	15,406,806	18,636,069	36,401,779
Past due 30 – 60 days	465,939	1,804,628	-	2,270,567
Past due 60 – 90 days	38,097,652	1,052,084	2,915,283	42,065,019
Over 90 days	126,052	532,064	39,824,378	40,482,494
	-----	-----	-----	-----
Gross	41,048,547	18,795,582	61,375,730	121,219,859
	=====	=====	=====	=====
Fair value of collateral	50,252,494	35,751,855	71,161,715	157,166,064

	Term loans	Mortgages	Corporate	Total
	\$	\$	customers	\$
			\$	
At June 30, 2016				
Past due up to 30 days	1,832,475	10,473,019	61,999,146	74,304,640
Past due 30 – 60 days	511,019	2,503,404	-	3,014,423
Past due 60 – 90 days	139,341	1,245,020	-	1,384,361
Over 90 days	65,836	-	-	65,836
	-----	-----	-----	-----
Gross	2,548,671	14,221,443	61,999,146	78,769,260
	=====	=====	=====	=====
Fair value of collateral	11,160,815	27,958,231	119,835,675	158,954,721

ST. KITTS-NEVIS-ANGUILLA NATIONAL BANK LIMITED

NOTES TO THE FINANCIAL STATEMENTS
FOR THE PERIOD ENDED SEPTEMBER 30, 2016

4. Financial risk management.....continued

4.1.4 Loans and advances.....continued

(c) *Loans and advances individually impaired*

The individually impaired loans and advances to customers before taking into consideration the cash flows from collateral held is \$198,631,111 (June 2016 - \$199,660,029).

The breakdown of the gross amount of individually impaired loans and advances by class is as follows:

	Overdrafts	Term loans	Mortgages	Corporate customers	Total Loans and advances to customers
	\$	\$	\$	\$	\$
Sept 30, 2016					
Individually impaired	78,279,989	4,566,510	25,407,576	20,561,701	128,815,776
<u>Interest receivable</u>	<u>12,030,650</u>	<u>4,266,374</u>	<u>16,471,022</u>	<u>37,047,289</u>	<u>69,815,335</u>
	90,310,639	8,832,884	41,878,598	57,608,990	198,631,111
Fair value of collateral	66,095,514	13,142,412	41,809,039	59,712,190	180,759,155

	Overdrafts	Term loans	Mortgages	Corporate customers	Total Loans and advances to customers
	\$	\$	\$	\$	\$
June 30, 2016					
Individually Impaired	78,271,138	4,794,834	26,095,103	20,683,619	129,844,694
<u>Interest receivable</u>	<u>12,030,650</u>	<u>4,266,374</u>	<u>16,471,022</u>	<u>37,047,289</u>	<u>69,815,335</u>
	90,301,788	9,061,208	42,566,125	57,730,908	199,660,029
Fair value of collateral	66,095,514	13,142,412	41,809,039	59,712,190	180,759,155

ST. KITTS-NEVIS-ANGUILLA NATIONAL BANK LIMITED

NOTES TO THE FINANCIAL STATEMENTS
FOR THE PERIOD ENDED SEPTEMBER 30, 2016

4. Financial risk management.....continued

4.1.4 Loans and advances.....continued

(d) *Loans and advances renegotiated*

Restructuring activities include extended payment arrangements, approved external management plans, modification and deferral of payments. Following restructuring, a previously overdue customer account is reset to a normal status and managed together with other similar accounts. Restructuring policies and practices are based on indicators or criteria which, in the judgment of management, indicate that payment will most likely continue. These policies are kept under continuous review. Restructuring is most commonly applied to term loans, in particular customer finance loans.

4.1.5 Debt securities, treasury bills and other eligible bills

The table below presents an analysis of debt securities, treasury bills and other eligible bills by rating agency designation at September 30, 2016, based on Standard & Poor's ratings or equivalent:

	Treasury Bills \$	Investment Securities \$	Loans and receivables - notes & bonds \$	Total \$
As of Sept 30, 2016				
AA- to AA+		11,798,446		11,798,446
A- to A+		13,183,613		13,183,613
Lower than A- Unrated/ Internally rated	115,937,387	93,974,614	113,529,367	323,441,368
	115,937,387	170,554,494	113,529,367	400,021,248

	Treasury Bills \$	Investment Securities \$	Loans and receivables - notes & bonds \$	Total \$
As of June 30, 2016				
AA- to AA+		10,768,334		10,768,334
B- to A+		12,575,952		12,575,952
Lower than A- Unrated/ Internally rated	135,370,549	78,044,745	114,164,002	327,579,296
	135,370,549	150,348,429	114,164,002	399,882,980

ST. KITTS-NEVIS-ANGUILLA NATIONAL BANK LIMITED
NOTES TO THE FINANCIAL STATEMENTS
FOR THE PERIOD ENDED SEPTEMBER 30, 2016

4. Financial risk management.....continued

4.1.6 Geographical concentrations of assets, liabilities, income, capital expenditure and off balance sheet items

The Bank operates only one business segment (commercial and retail banking services) which is predominantly localized to St. Kitts and Nevis. Commercial banking activities, however, accounts for a significant portion of credit risk exposure. The credit risk exposure is, therefore, spread geographically and over a diversity of personal and commercial customers:

	<u>St. Kitts & Nevis</u> \$	<u>United States & Canada</u> \$	<u>Europe</u> \$	<u>Other Caribbean States</u> \$	<u>Total</u> \$
Sept 30, 2016					
Treasury bills	90,017,231			25,920,156	115,937,387
Deposits with Fin. Inst.	31,308,542	865,434,620	21,527,084	23,362,905	941,633,151
Financial asset	805,272,080	-	-	-	805,272,080
Loans and advances	617,678,590	91,187,719	2,195,297	8,419,688	719,481,294
Originated debts	19,206,265	11,178,452	-	83,144,650	113,529,367
Investments (AFS)	2,286,002	168,268,492	-	-	170,554,494
Other assets	6,380,811	7,847,383	-	-	14,228,194
	1,572,149,521	1,143,916,666	23,722,381	140,847,399	2,880,635,967
June 30, 2016					
Treasury bills	88,881,733			46,488,816	135,370,549
Deposits with Fin. Inst.	14,443,072	808,093,825	48,525,954	24,415,843	895,478,694
Financial asset	798,480,221	-	-	-	798,480,221
Loans and advances	614,739,342	88,937,532	2,222,570	9,210,629	715,110,073
Originated debts	19,385,644	11,183,159	-	83,595,199	114,164,002
Investments (AFS)	2,286,003	148,062,426	-	-	150,348,429
Other assets	3,758,497	7,422,218	-	-	11,180,715
	1,541,974,512	1,063,699,160	50,748,524	163,710,487	2,820,132,683

ST. KITTS-NEVIS-ANGUILLA NATIONAL BANK LIMITED
NOTES TO THE FINANCIAL STATEMENTS
FOR THE PERIOD ENDED SEPTEMBER 30, 2016

4. Financial risk management.....continued

4.1.7 Concentration of risks of financial assets with credit exposure

The following tables break down the Bank main credit exposure at their carrying amounts, as categorised by industry sectors of our counterparties:

Sept 30, 2016	Public Sector	Construction	Tourism	Financial Institutions	Individuals	Other Industries	Total
Treasury Bills	115,937,387						115,937,387
Deposit with financial institutions	-	-	-	941,306,566	326,585	-	941,633,151
Financial asset	805,272,080	-	-	-	-	-	805,272,080
Loans and receivables:							
- Originated debts	102,348,450	-	-	11,180,917	-	-	113,529,367
- Loans & Advances	150,709,852	126,333,055	159,021,447	17,396,302	168,960,638	97,060,000	719,481,294
Investments – available-for-sale	2,402,660	-	695,683	96,468,192	-	70,987,959	170,554,494
Other assets	-	-	-	1,362,354	322,214	12,543,626	14,228,194
Total	1,176,670,429	126,333,055	159,717,130	1,067,714,331	169,609,437	180,591,585	2,880,635,967

June 30, 2016	Public Sector	Construction	Tourism	Financial Institutions	Individuals	Other Industries	Total
Treasury Bills	135,370,549						135,370,549
Deposit with financial institutions	-	-	-	895,313,191	165,503	-	895,478,694
Financial asset	798,480,221	-	-	-	-	-	798,480,221
Loans and receivables:							
- Originated debts	102,678,377	-	-	11,485,625	-	-	114,164,002
- Loans & Advances	147,781,194	124,113,741	159,938,847	16,559,934	168,311,370	98,404,987	715,110,073
Investments – available-for-sale	2,417,348	-	697,265	82,568,225	-	64,665,591	150,348,429
Other assets	-	-	-	1,309,223	226,456	9,645,036	11,180,715
Total	1,186,727,689	124,113,741	160,636,112	1,007,236,198	168,703,329	172,715,614	2,820,132,683

ST. KITTS-NEVIS-ANGUILLA NATIONAL BANK LIMITED
NOTES TO THE FINANCIAL STATEMENTS
FOR THE PERIOD ENDED SEPTEMBER 30, 2016

4. Financial risk management.....continued

4.18 Market risk

The Bank is exposed to market risk, which is the risk that the fair value or future cash flows of a financial instrument will fluctuate because of changes in market prices. Market risks arise from open positions in interest rate and equity products, all of which are exposed to general and specific market movements and changes in the level of volatility of the market rates or prices such as interest rates, credit spreads, foreign exchange rates and equity prices.

The Bank exposures to market risks primarily arise from the interest rate management of the Bank retail and commercial banking assets and liabilities and equity risks arising from its available-for-sale investments.

4.1.9 Price risk

The Bank is exposed to equities price risk because of investments held by the Bank and classified on the balance sheet as available-for-sale. To manage this price risk arising from investments in equity securities, the Bank diversifies its investment portfolio.

4.2.0 Foreign exchange risk

The Bank is exposed to foreign exchange risk through fluctuation in certain prevailing foreign exchange rates on its financial position and cash flows. The Board of Directors limits the level of exposure by currency and in total which are monitored daily. The Bank exposure to currency risk is minimal since most of its assets and liabilities in foreign currencies are held in United States dollars. The Bank uses the mid-rate of exchange ruling on that day to convert all assets and liabilities in foreign currencies to Eastern Caribbean dollar (EC\$).

The following table summarises the Bank exposure to foreign currency exchange rate risk at September 30, 2016. Included in the table are the Bank financial instruments at carrying amounts, categorized by currency.

ST. KITTS-NEVIS-ANGUILLA NATIONAL BANK LIMITED
NOTES TO THE FINANCIAL STATEMENTS
FOR THE PERIOD ENDED SEPTEMBER 30, 2016

4. Financial risk management.....continued

4.2.0 Foreign exchange risk.....continued

Concentration of currency risk – on and off balance sheet financial instruments

As at Sept 30, 2016	ECD	USD	EURO	GBP	CAN	BDS	GUY	TOTAL
Assets								
Cash & balances with Central Bank	249,803,681	6,014,370	31,218	87,296	6,805	11,460	-	255,954,830
Treasury bills	115,937,387	-	-	-	-	-	-	115,937,387
Deposits with other financial bodies	33,770,781	902,513,211	1,352,508	1,528,743	2,014,714	428,599	24,595	941,633,151
Financial Asset	805,272,080	-	-	-	-	-	-	805,272,080
Loans and receivables								
- Loans and advances to customers	497,083,615	222,397,679	-	-	-	-	-	719,481,294
- Originated debts	61,850,328	51,679,039	-	-	-	-	-	113,529,367
Investments								
- Available-for-sale	10,384,801	627,395,826	-	-	-	-	-	637,780,627
Other assets	5,012,427	9,215,767	-	-	-	-	-	14,228,194
Total financial assets	1,779,115,100	1,819,215,892	1,383,726	1,616,039	2,021,519	440,059	24,595	3,603,816,930
Liabilities								
Due to Customers	2,523,512,769	717,788,319	224,591	24,353	1,866,318	-	-	3,243,416,350
Due to other financial bodies	-	8,456,327	-	-	-	-	-	8,456,327
Other borrowed funds	-	-	-	-	-	-	-	-
Other liabilities	13,218,784	1,416,768	42,225	472,652	42,779	119,312	-	15,312,520
Total financial liabilities	2,536,731,553	727,661,414	266,816	497,005	1,909,097	119,312	-	3,267,185,197
Net on-balance sheet positions	(757,616,453)	1,091,554,478	1,116,910	1,119,034	112,422	320,747	24,595	336,631,733
Credit commitment	67,770,871	-	-	-	-	-	-	67,770,871

ST. KITTS-NEVIS-ANGUILLA NATIONAL BANK LIMITED
NOTES TO THE FINANCIAL STATEMENTS
FOR THE PERIOD ENDED SEPTEMBER 30, 2016

4. Financial risk management.....continued

4.2.0 Foreign exchange risk.....continued

Concentration of currency risk – on and off balance sheet financial instruments

As at June 30, 2016	ECD	USD	EURO	GBP	CAN	BDS	GUY	TOTAL
Total financial assets	1,780,473,444	1,766,994,366	1,426,140	1,772,208	1,799,856	402,059	24,002	3,552,892,075
Total financial liabilities	2,543,452,548	708,454,558	196,939	480,463	1,971,068	119,312	-	3,254,674,888
Net on-balance sheet positions	(762,979,104)	1,058,539,808	1,229,201	1,291,745	(171,212)	282,747	24,002	298,217,187
Credit commitments	70,506,728	-	-	-	-	-	-	70,506,728

4.2.1 Interest rate risk

Cash flow interest rate risk is the risk that the future cash flows of a financial instrument will fluctuate because of changes in market interest rates. Fair value interest rate risk is the risk that the value of a financial instrument will fluctuate because of changes in market interest rates. The Bank takes on exposure to the effects of fluctuations in the prevailing levels of market interest rates on both its fair value and cash flow risks. Interest margins may increase as a result of such changes but may reduce losses in the event that unexpected movements arise. The Board of Directors limits the level of mismatch of interest rates repricing that may be undertaken.

ST. KITTS-NEVIS-ANGUILLA NATIONAL BANK LIMITED
NOTES TO THE FINANCIAL STATEMENTS
FOR THE PERIOD ENDED SEPTEMBER 30, 2016

4. **Financial risk management.....continued**

4.2.1 Interest rate risk.....continued

The table below summarises the Bank exposure to interest rate risks. It includes the Bank financial instruments at carrying amounts, categorised by the earlier of contractual repricing or maturity dates:

As at Sept 30, 2016	<u>Up to 1 Month</u> \$	<u>1 to 3 Months</u> \$	<u>3 to 12 Months</u> \$	<u>1 to 5 Years</u> \$	<u>Over 5 Years</u> \$	<u>Non- interest Bearing</u> \$	<u>Total</u> \$
Assets							
Cash & balances with Central Bank	-	-	-	-	-	255,954,830	255,954,830
Treasury bills	6,878,817	11,530,000	95,191,940	-	-	2,336,630	115,937,387
Deposits with other financial Inst.	293,476,451	337,825,000	2,090,702	20,269,500	-	287,971,498	941,633,151
Loans and advances – Customers	282,053,632	105,038,524	41,337,960	32,938,103	212,905,997	-	674,274,216
- Originated debts	12,266	-	36,799	92,843,568	20,262,192	374,542	113,529,367
Financial Asset	-	-	-	796,020,571	-	9,251,509	805,272,080
Investments – Available-for-sale	166,049,346	-	-	-	2,010,059	469,721,222	637,780,627
Other assets	2,907,853	-	-	-	-	11,320,341	14,228,194
Total assets	877,673,351	360,078,030	102,985,608	1,012,443,411	213,705,958	1,036,930,572	3,603,816,930
Liabilities							
Due to customers	1,010,404,325	231,261,014	1,099,846,480	-	-	901,904,531	3,243,416,350
Due to other financial institutions	8,456,327	-	-	-	-	-	8,456,327
Other borrowed funds	-	-	-	-	-	-	-
Other liabilities	-	-	-	-	-	15,312,520	15,312,520
Total liabilities	1,018,860,652	231,261,014	1,099,846,480	-	-	917,217,051	3,267,185,197
Total Interest repricing gap	(141,187,301)	128,817,016	(996,860,872)	1,012,443,411	213,705,958		

ST. KITTS-NEVIS-ANGUILLA NATIONAL BANK LIMITED
NOTES TO THE FINANCIAL STATEMENTS
FOR THE PERIOD ENDED SEPTEMBER 30, 2016

4. **Financial risk management.....continued**

4.2.1 **Interest rate risk.....continued**

As at June 30, 2016	<u>Up to 1 Month</u> \$	<u>1 to 3 Months</u> \$	<u>3 to 12 Months</u> \$	<u>1 to 5 Years</u> \$	<u>Over 5 Years</u> \$	<u>Non- interest Bearing</u> \$	<u>Total</u> \$
Total financial assets	951,255,639	279,164,484	130,587,490	988,016,599	213,184,180	990,683,683	3,552,892,075
Total financial liabilities	1,026,324,070	239,045,542	1,036,436,007	455,019	-	952,414,250	3,254,674,888
Total Interest repricing gap	(75,068,431)	40,118,942	(905,848,517)	987,561,580	213,184,180		

The Bank fair value arises from debt securities classified as available-for-sale. Cash flow interest rate risk arises from loans and advances to customers at available rates.

ST. KITTS-NEVIS-ANGUILLA NATIONAL BANK LIMITED
NOTES TO THE FINANCIAL STATEMENTS
FOR THE PERIOD ENDED SEPTEMBER 30, 2016

4. Financial risk management.....continued

4.3 Liquidity risk

Liquidity risk is the risk that the Bank is unable to meet its payment obligations associated with financial liabilities when they fall due and to replace funds when they are withdrawn. The consequences may be failure to meet obligations to repay depositors and fulfill commitments to lend.

4.3.1 Liquidity risk management

The Bank liquidity is managed and monitored by the Comptroller Division with guidance, where necessary, by an executive director of the Board. This includes:

- Daily monitoring of the Bank liquidity position to ensure that requirements can be met. These include the replenishment of funds as they mature and/or are borrowed by customers. The Bank ensures that sufficient funds are held to meet its obligation by not converting into foreign deposits, demand deposits, reserve, provision for interest, provision for loan losses, and other net financial assets and liabilities.
- Maintaining a portfolio of marketable assets that can easily be liquidated as protection against unforeseen liquidity problems. Additionally, the investment portfolio is diversified by geography, product, currency and term.
- Daily monitoring of the balance sheet liquidity ratios against internal and regulatory requirements.
- Managing the concentration and profile of debt maturities.
- Formalised arrangements with non-regional financial institutions to fund any liquidity needs that may arise.

4.3.2 Funding Approach

Sources of liquidity are regularly reviewed to maintain a wide diversification of geography, currency, provider, product and term.

ST. KITTS-NEVIS-ANGUILLA NATIONAL BANK LIMITED
NOTES TO THE FINANCIAL STATEMENTS
FOR THE PERIOD ENDED SEPTEMBER 30, 2016

4. **Financial risk management.....continued**

4.3.3 Non-derivative cash flows

The table below analyses assets and liabilities of the Bank into relevant maturity groupings based on the remaining period at the balance sheet date to the contractual maturity date.

As at Sept 30, 2016	<u>Up to 1 month</u> \$	<u>1 – 3 months</u> \$	<u>3 – 12 months</u> \$	<u>1 – 5 years</u> \$	<u>Over 5 years</u> \$	<u>Total</u> \$
Financial Liabilities						
Due to customers	1,891,015,923	234,139,923	1,118,260,504	-	-	3,243,416,350
Due to other financial institutions	8,456,327	-	-	-	-	8,456,327
Other borrowed funds	-	-	-	-	-	-
Other liabilities	9,578,437	5,721,343	12,739	-	-	15,312,520
Total financial liabilities	1,909,050,687	239,861,266	1,118,273,243	-	-	3,267,185,197
Total assets	1,879,637,441	361,083,996	131,248,383	1,013,043,411	218,803,699	3,603,816,930
As at June 30, 2016						
Total financial liabilities	1,958,111,620	248,494,968	1,076,482,866	455,300	-	3,283,544,754
Assets held to manage Liquidity risk	1,917,029,062	280,028,217	148,736,275	988,816,600	218,281,921	3,552,892,075

ST. KITTS-NEVIS-ANGUILLA NATIONAL BANK LIMITED
NOTES TO THE FINANCIAL STATEMENTS
FOR THE PERIOD ENDED SEPTEMBER 30, 2016

4. **Financial risk management.....continued**

4.3.4 Off-balance sheet items

(a) Loan commitments

The dates of the contractual amounts of the Bank off-balance sheet financial instruments that commit it to extend credit to customers and other facilities (Note 31), are summarized in the table below.

	<u>Up to 1 year</u>	<u>1 – 3 years</u>	<u>Over 3 years</u>	<u>Total</u>
	\$	\$	\$	\$
As at Sept 30, 2016				
Loan and other credit commitments	54,183,594	311,639	5,531,893	60,027,126
<hr/> <hr/>				
As at June 30, 2016				
Loan and other credit commitments	55,544,658	512,022	6,706,303	62,762,983
<hr/> <hr/>				

4.4 Fair values of financial assets and financial liabilities

Fair value amounts represent estimates of the consideration that would be agreed upon between knowledgeable willing parties who are under no compulsion to act and is best evidenced by a quoted market value, if one exists. The following methods and assumptions were used to estimate the fair of financial instruments.

The fair values of cash resources, other assets and liabilities, items in transit are assumed to approximate their carrying values due to their short term nature. The fair values of off balance sheet commitments are also assumed to approximate the amount disclosed in Note 31. Fair value of financial assets and financial liabilities are also determined as follows:

- The fair values of financial assets and financial liabilities with standard terms and conditions and traded on active liquid markets are determined with reference to quoted market prices.
- The fair values of other financial assets and financial liabilities (excluding derivative instruments) are determined in accordance with pricing models based on discounted cash flow analysis using prices from observable current market transactions.

ST. KITTS-NEVIS-ANGUILLA NATIONAL BANK LIMITED

NOTES TO THE FINANCIAL STATEMENTS
FOR THE PERIOD ENDED SEPTEMBER 30, 2016

4. Financial risk management.....continued

4.4 Fair values of financial assets and liabilities.....continued

(a) Treasury bills

Treasury bills are assumed to approximate their carrying value due to their short term nature.

(b) Deposits with other financial institutions

Deposits with other financial institutions include cash on operating accounts and interest and non-interest bearing fixed deposits both with a maturity period under 90 days and over 90 days. These deposits are estimated to approximate their carrying values because they are another form of cash resources.

(a) Loans and advances to customers

Loans and advances and originated debt are net of provisions for impairment. The estimated fair values of loans and advances represent the discounted amount of estimated future cash flow expected to be received. Expected cash flows are discounted at current market rate to determine fair value on impaired loans and advances. A conservative approach to the present value of such cash flows on performing loans and advances is taken due to the steady rise in values of property collateral. Therefore, initial values are taken as fair value and where observed values are different, adjustments are made.

(b) Customers' deposits

The estimated fair value of deposits with no stated maturity, with includes non-interest bearing deposits, is the amount repayable on demand. Deposits payable on a fixed date are at rates, which reflect market conditions, are assumed to have fair values which approximate carrying values.

(c) Due to financial institutions

The estimated fair value of 'due to financial institutions' is the amount payable on demand which is the amount recorded.

(d) Other borrowed funds

Other borrowed funds are all interest bearing financial liabilities with amounts payable on demand and at a fixed maturity date. Fair value on this category is estimated to approximate carrying value.

The table below summarizes the carrying amounts and fair values of those financial assets and financial liabilities not presented on the Bank's statement of financial position at their fair value.

ST. KITTS-NEVIS-ANGUILLA NATIONAL BANK LIMITED

NOTES TO THE FINANCIAL STATEMENTS
FOR THE PERIOD ENDED SEPTEMBER 30, 2016

4. **Financial risk management.....continued**

4.4 Fair values of financial assets and liabilities.....continued

	Carrying Value		Fair Value	
	<u>Sept 2016</u>	<u>June 2016</u>	<u>Sept 2016</u>	<u>June 2016</u>
	\$	\$	\$	\$
Financial assets				
Cash and balances with				
Central Bank	255,954,830	269,151,813	255,954,830	269,151,813
Treasury bills	115,937,387	135,370,549	115,937,387	135,370,549
Deposits with other				
financial institutions	941,633,151	895,478,694	941,633,151	895,478,694
Financial asset	805,272,080	798,480,221	805,272,080	798,480,221
Loans and receivables:				
Loans and advances				
Overdrafts	178,039,850	175,071,988	192,146,401	192,146,401
Corporate	289,565,114	289,386,864	431,860,729	431,860,729
Mortgage	151,574,460	148,757,334	277,217,246	277,217,246
Term	100,301,870	101,893,887	154,314,332	154,314,332
Originated debts	113,529,367	114,164,002	113,529,367	114,164,002
Other assets	14,228,194	11,180,715	14,228,194	11,180,715
	<u>2,966,036,303</u>	<u>2,938,936,067</u>	<u>3,302,093,717</u>	<u>3,279,364,702</u>
Financial Liabilities				
Due to customers	3,243,416,350	3,232,571,337	3,243,416,350	3,232,571,337
Due to financial				
institutions	8,456,327	224,753	8,456,327	224,753
Other liabilities	15,312,520	21,878,798	15,312,520	21,878,798
	<u>3,267,185,197</u>	<u>3,254,674,888</u>	<u>3,267,185,197</u>	<u>3,254,674,888</u>

4.4.1 Fair Value measurements recognized in the statement of financial position

The following table provides an analysis of financial instruments that are measured subsequent to initial recognition at fair value, grouped into Levels 1 to 3 based on the degree to which the fair value is observed.

- Level 1 fair value measurements are those derived from quoted prices (unadjusted) in active markets for identical assets or liabilities.
- Level 2 fair value measurements are those derived from inputs other than quoted prices included within Level 1 that are observable for the asset and liability, either directly (i.e. as prices) or indirectly (i.e. derived from prices).

ST. KITTS-NEVIS-ANGUILLA NATIONAL BANK LIMITED

NOTES TO THE FINANCIAL STATEMENTS
FOR THE PERIOD ENDED SEPTEMBER 30, 2016

4. Financial risk management.....continued

4.4.1 Fair value measurements recognized in the statement of financial position.....continued

- Level 3 fair value measurements are those from valuation techniques that include inputs for the asset or liability that are not based on observable market data (unobservable inputs).

Available-for-sale financial assets:

	Level 1	Level 2	Level 3	Total
	\$	\$	\$	\$
Sept 30, 2016				
Debt securities	157,406,837	-	8,642,509	166,049,346
Equities	459,252,485	50,066	-	459,302,551
	616,659,322	50,066	8,642,509	625,351,897

Available-for-sale financial assets:

	Level 1	Level 2	Level 3	Total
	\$	\$	\$	\$
June 30, 2016				
Debt securities	135,251,289	2,342,539	8,479,678	146,073,506
Equities	455,635,297	48,701	-	455,683,998
	590,886,586	2,391,240	8,479,678	601,757,504

The method of valuation on these Level 2 securities was identified as not being directly from unadjusted quoted prices but was based on the investee's net asset value as at its 31st December year end adjusted for the results of the intervening period to quarter end.

4.5 Fair value measurement of non-financial assets

The following table shows the level within the hierarchy of non-financial assets measured at fair value:

	Level 1	Level 2	Level 3	Total
	\$	\$	\$	\$
As at Sept 30, 2016				
Land and property	-	-	23,561,502	23,561,502
As at June 30, 2016				
Land and property	-	-	23,561,502	23,561,502

ST. KITTS-NEVIS-ANGUILLA NATIONAL BANK LIMITED
NOTES TO THE FINANCIAL STATEMENTS
FOR THE PERIOD ENDED SEPTEMBER 30, 2016

4. Financial risk management.....continued

4.6 Capital management

The Bank objectives when managing capital, which is a broader concept than the “equity” on the face of the balance sheet, are:

- To comply with the capital requirement set by the Eastern Caribbean Central Bank.
- To safeguard the Bank ability to continue as a going concern so that it can continue to provide returns for shareholders and benefits for other stakeholders; and
- To maintain a strong capital base to support the development of its business.

Capital adequacy and the use of regulatory capital are monitored daily by the Bank management, employing techniques based on the guidelines developed by the Eastern Caribbean Central Bank (‘the Authority’) for supervisory purposes. The required information is filed with the Authority on a quarterly basis.

The Authority requires each bank or banking group to: (a) hold the minimum level of the regulatory capital of \$5,000,000 and (b) maintain a ratio of total regulatory capital to the risk-weighted asset (the ‘Basel ratio’) at or above the international agreed minimum of 8%.

The Bank regulatory capital as managed by management is divided into two tiers:

- Tier 1 capital: share capital, retained earnings and reserves created by appropriation of retained earnings.
- Tier 2 capital: qualifying subordinated loan capital, collective impairment allowance and unrealized gains arising on the fair valuation of equity instruments held as available for sale.

The risk-weighted assets are measured by means of a hierarchy of five risk weights classified according to the nature of – and reflecting an estimate of credit, market and other risks associated with – each asset and counterparty, taking into account any eligible collateral or guarantees. A similar treatment is adopted for off-balance sheet exposure, with same adjustments to reflect the more contingent nature of the potential losses.

The table below summarizes the composition of regulatory capital and the ratios of the Bank for the period ended September 30, 2016 and June 30, 2016. During these two periods, the Bank complied with all the externally imposed capital requirements to which it must comply.

ST. KITTS-NEVIS-ANGUILLA NATIONAL BANK LIMITED

NOTES TO THE FINANCIAL STATEMENTS
FOR THE PERIOD ENDED SEPTEMBER 30, 2016

4. **Financial risk management.....continued**

4.6 Capital management.....continued

	<u>Sept</u> <u>2016</u> \$	<u>June</u> <u>2016</u> \$
Tier 1 capital		
Share Capital	135,000,000	135,000,000
Bonus shares from capitalization of unrealized asset revaluation reserve	(4,500,000)	(4,500,000)
Share Premium	3,877,424	3,877,424
Reserves	297,268,200	297,268,200
Retained earnings	13,976,306	13,976,306
Total qualifying Tier 1 capital	<u>445,621,930</u>	<u>445,621,930</u>
Tier 2 capital		
Revaluation reserve – available-for-sale investments	(35,344,726)	(54,543,274)
Revaluation reserve – property, plant and equipment	15,912,813	15,912,813
Bonus shares capitalization	4,500,000	4,500,000
Un-appropriated profits	9,565,451	-
Accumulated impairment allowance	54,837,727	54,837,727
Total qualifying Tier 2 capital	<u>49,471,265</u>	<u>20,707,266</u>
Investment in subsidiaries	(26,750,000)	(26,750,000)
Total regulatory capital	<u>468,343,195</u>	<u>440,995,252</u>
Risk-weighted assets		
On-balance sheet	1,367,957,868	1,365,866,984
Off-balance sheet	66,270,871	70,379,714
Total risk-weighted assets	1,434,228,729	1,436,246,698
Tier 1 capital ratio	31%	31%
Basel ratio	33%	31%

5. **Critical accounting estimates and judgments**

The Bank makes estimates and assumptions that affect the reported amounts of assets and liabilities within the next financial year. Estimates and judgments are continually evaluated and are based on historical experience and other factors, including expectations of future events that are believed to be reasonable under the circumstances.

ST. KITTS-NEVIS-ANGUILLA NATIONAL BANK LIMITED
NOTES TO THE FINANCIAL STATEMENTS
FOR THE PERIOD ENDED SEPTEMBER 30, 2016

5. Critical accounting estimates and judgments.....continued

(a) Impairment losses on loans and advances

The Bank reviews its loan portfolio of assets impairment at least on a quarterly basis. In determining whether an impairment loss should be recorded in the statement of income, the Bank makes judgment as to whether there is any observable data indicating that there is a measurable decrease in the estimated future cash flows from a portfolio of loans before the decrease can be identified with an individual loan in that portfolio. This evidence may include observable data indicating that there has been an adverse change in the payment status of borrowers in a group, or local economic conditions that correlate with defaults on assets in the group. Management uses estimates based on historical loss experience for assets with credit risk characteristics and objective evidence of impairment similar to those in the portfolio when scheduling its future cash flows. The methodology and assumptions used for estimating both the amount and timing of future cash flows are reviewed regularly to reduce any differences in estimates and actual loss experienced.

(b) Impairment of available-for-sale equity investments

The Bank determines that available for sale equity investments are impaired when there has been a significant or prolonged decline in fair value below its cost. This determination of what is significant or prolonged requires judgment. In making this judgment, the Bank evaluates among other factors, when there is evidence of deterioration in the financial health of the investee industry and sector performance, changes in technology and operational and financing cash flows.

(c) Pension Benefits

The present value of the pension benefit obligations depends on a number of factors that are determined on an actuarial basis using a number of assumptions. Any changes in these assumptions will impact the carrying amount of pension obligations. The assumptions used in determining the net cost (income) for pensions include the discount rate. The Bank determines the appropriate discount rate at the end of each year. This is the interest rate that should be used to determine the present value of estimated future cash flows expected to be required to settle the pension obligations. In determining the appropriate discount rate, the Bank considers the interest rates of Government securities that are denominated in the currency in which the benefits will be paid and that have terms to maturity approximating the terms of the related pension liability. Other key assumptions for pension obligations are based in part on current market conditions.

6. Cash and balances with Central Bank	Sept <u>2016</u> \$	June <u>2016</u> \$
Cash in hand	15,751,564	17,526,362
Balances with Central Bank other than mandatory deposits	<u>50,977,894</u>	<u>62,847,233</u>
Included in cash and cash equivalent (Note 30)	66,729,458	80,373,595
Mandatory deposits with Central Bank	<u>189,225,372</u>	<u>188,778,218</u>
Total	<u>255,954,830</u>	<u>269,151,813</u>

ST. KITTS-NEVIS-ANGUILLA NATIONAL BANK LIMITED

NOTES TO THE FINANCIAL STATEMENTS
FOR THE PERIOD ENDED SEPTEMBER 30, 2016

- 1) All banks in the Eastern Caribbean Currency Union are required to have a 3-day average daily gross Automated Clearing House (ACH) collateral amount with the Central Bank. The Bank's cash collateral amount stands at \$5,442,549 and form part of the mandatory deposit.
- 2) As regards the remaining part of the mandatory deposits with Central Bank, commercial banks are required under Section 17 of the Banking Act, 1991 to maintain a reserve deposit with the Central Bank equivalent to 6 percent of their total deposit of customers. This reserve deposit is not available to finance the Bank's day-to-day operations. Cash and balances with Central Bank including mandatory deposits do not receive interest payments.

7. Treasury bills	Sept <u>2016</u> \$	June <u>2016</u> \$
<u>Government of Antigua and Barbuda</u> maturing July 1, 2016 at 5.0% interest	-	9,525,000
<u>Government of Grenada</u> maturing October 8, 2016 at 5.95% interest	6,878,817	6,878,817
maturing July 16, 2016 at 5.49% interest	-	10,307,261
<u>Government of St Lucia</u> maturing November 3, 2016 at 4.5% interest	11,530,000	11,530,000
maturing May 21, 2017 at 5.0% interest	4,750,000	4,750,000
maturing June 5, 2017 at 5.0% interest	2,024,500	2,024,500
<u>Government of St. Kitts and Nevis</u> maturing May 15, 2017 at 4.0% interest	<u>88,417,440</u>	<u>88,417,440</u>
	113,600,757	133,433,018
Interest receivable	2,336,630	1,937,531
	----- 115,937,387 =====	----- 135,370,549 =====

ST. KITTS-NEVIS-ANGUILLA NATIONAL BANK LIMITED

NOTES TO THE FINANCIAL STATEMENTS
FOR THE PERIOD ENDED SEPTEMBER 30, 2016

	<u>Sept</u> <u>2016</u> \$	<u>June</u> <u>2016</u> \$
8. Deposits with other financial institutions		
Operating cash balances	542,472,977	501,729,204
Items in the course of collection	26,824,996	7,848,702
Interest bearing term deposits	<u>339,915,702</u>	<u>339,915,702</u>
Included in cash and cash equivalent (Note 30)	909,213,675	849,493,608
Special term deposits*	21,065,239	21,065,239
Restricted term deposits**	<u>12,089,489</u>	<u>25,596,649</u>
	942,368,403	896,155,496
Provision for Impairment	(795,739)	(795,739)
Interest receivable	<u>60,487</u>	<u>118,937</u>
Total	<u>941,633,151</u>	<u>895,478,694</u>
Current	929,543,662	869,882,045
Non-current	<u>12,089,489</u>	<u>25,596,649</u>
	<u>941,633,151</u>	<u>895,478,694</u>

*Special term deposits are interest bearing fixed deposits with a maturity period longer than 3 months.

**Restricted term deposits are interest bearing fixed deposits collateral used in the Bank's international business operations. These deposits are not available for use in the day-to-day operations of the Bank. Interest earned on both 'Special term deposits' and 'Restricted term deposits' is credit to income.

9. Loans and advances to customers

	<u>Sept</u> <u>2016</u> \$	<u>June</u> <u>2016</u> \$
Overdrafts	103,220,216	101,413,561
Mortgages	96,376,166	95,033,159
Demand	305,945,808	305,072,994
Special Term	32,293,079	31,795,628
Other Secured	23,932,974	23,772,003
Credit Cards	6,412,228	5,259,871
Consumer	<u>6,190,927</u>	<u>6,568,459</u>
Productive loans	574,371,398	568,915,675
Impaired loans and advances	198,631,111	199,660,029
Less allowance for impairment (Note 26)	<u>(54,837,727)</u>	<u>(54,837,727)</u>
	718,164,782	713,737,977
Interest receivable	<u>1,316,512</u>	<u>1,372,096</u>
Net loans and advances	<u>719,481,294</u>	<u>715,110,073</u>

ST. KITTS-NEVIS-ANGUILLA NATIONAL BANK LIMITED

NOTES TO THE FINANCIAL STATEMENTS
FOR THE PERIOD ENDED SEPTEMBER 30, 2016

9. Loans and advances to customers.....continued

	<u>Sept</u> <u>2016</u>	<u>June</u> <u>2016</u>
Current	424,737,815	420,101,285
Non-current	<u>294,743,479</u>	<u>295,008,788</u>
	<u>719,481,294</u>	<u>715,110,073</u>

10. Originated debts	<u>Sept</u> <u>2016</u> \$	<u>June</u> <u>2016</u> \$
Government of St. Kitts and Nevis bonds maturing April 18, 2057 at 1.5% interest **	19,203,800	19,051,408
Antigua Commercial Bank 9 % interest rate Series A bond maturing December 31, 2025	1,404,916	1,417,183
Government of Antigua 7-year long-term notes maturing April 30, 2017 at 6.7% interest	37,534,902	37,534,902
Government of St. Vincent & The Grenadines 10-year bond maturing December 17, 2019 at 7.5% interest	5,000,000	5,000,000
Caribbean Credit Card Corporation unsecured loan at 10 % interest (no specific repayment terms)	-	300,000
Government of St Lucia USD Fixed Rate Note maturing July 19, 2017 at 5.50% interest	13,513,000	13,513,000
Government of St Lucia USD Fixed Rate note maturing September 01, 2016 at 4.50% interest	-	25,369,306
Government of St Lucia USD Fixed Rate note maturing September 5, 2018 at 5.0% interest	25,404,440	-
Wells Fargo Bank USD Corporate Bond maturing January 16, 2018 at 1.50% interest	<u>11,093,768</u>	<u>11,093,768</u>
	<u>113,154,826</u>	<u>113,279,567</u>
Interest receivable	374,541	884,435
Total	<u>113,529,367</u>	<u>114,164,002</u>
Current	423,607	26,272,141
Non-current	<u>113,105,760</u>	<u>87,891,861</u>
	<u>113,529,367</u>	<u>114,164,002</u>

ST. KITTS-NEVIS-ANGUILLA NATIONAL BANK LIMITED

NOTES TO THE FINANCIAL STATEMENTS
FOR THE PERIOD ENDED SEPTEMBER 30, 2016

11. Investment securities

(A)		Sept	June
		<u>2016</u>	<u>2016</u>
		\$	\$
<i>Available-for-sale securities</i>			
Securities at fair value			
-- Unlisted		14,989,228	14,987,862
-- Listed		<u>625,301,831</u>	<u>601,708,803</u>
Total available-for-sale securities, gross		640,291,059	616,696,665
-- Less provision for impairment		<u>(5,005,521)</u>	<u>(5,005,521)</u>
		635,285,538	611,691,144
-- Interest receivable		<u>2,495,089</u>	<u>2,264,864</u>
Sub-total		<u>637,780,627</u>	<u>613,956,008</u>

(B) The movement in held-to-maturity, available-for-sale, fair value through profit or loss and loans and receivables – originated debt financial assets during the year is as follows:

	Available for Sale	Loans and Receivables:- Debts	Total
	\$	\$	\$
Balance – June 30, 2016	613,956,008	114,164,002	728,120,010
Additions	174,514,179	25,556,831	200,071,010
Disposals (sales/redemption)	(181,839,198)	(26,566,008)	(208,405,206)
Fair value gains (losses)	28,654,549	-	28,654,549
Interest receivable	2,495,089	374,542	2,869,631
Total as at Sept 30, 2016	637,780,627	113,529,367	751,309,994
Balance – June 30, 2015	384,212,294	108,555,815	492,768,109
Additions	1,187,801,842	11,672,956	1,199,474,798
Disposal (sales/redemption)	(926,598,373)	(6,949,204)	(933,547,577)
Fair value gains	(33,193,574)	-	(33,193,574)
Current period Impairment	(531,045)	-	(531,045)
Interest receivable	2,264,864	884,435	3,149,299
Total as at June 30, 2016	613,956,008	114,164,002	728,120,010

ST. KITTS-NEVIS-ANGUILLA NATIONAL BANK LIMITED

NOTES TO THE FINANCIAL STATEMENTS
FOR THE PERIOD ENDED SEPTEMBER 30, 2016

11. Investment securities.....continued

(B)	Sept 2016 \$	June 2016 \$
Included in available-for-sale financial assets are as follows:		
Listed securities:		
- Equity securities – US	455,192,985	451,575,797
- Equity securities – Caribbean	4,059,500	4,059,500
- Debt securities – US	<u>157,406,837</u>	<u>137,593,828</u>
Total listed securities	<u>616,659,322</u>	<u>593,229,125</u>
Unlisted securities:		
- Equity securities – US	50,066	48,701
- Equity securities – Caribbean	12,929,103	12,929,102
- Debt securities – US	8,642,509	8,479,678
- Debt securities – Caribbean	<u>2,010,059</u>	<u>2,010,059</u>
Total unlisted securities	<u>23,631,737</u>	<u>23,467,540</u>
Total available-for-sale securities, gross	640,291,059	616,696,665
Provision for impairment	<u>(5,005,521)</u>	<u>(5,005,521)</u>
	635,285,538	611,691,144
Interest receivable	<u>2,495,089</u>	<u>2,264,864</u>
	<u>637,780,627</u>	<u>613,956,008</u>

Available-for-sale securities are denominated in the following currencies:

(C)	Sept 2016 \$	June 2016 \$
Listed:		
US dollars	612,599,822	589,169,625
EC dollars	4,059,500	4,059,500
	<u>616,659,322</u>	<u>593,229,125</u>
Unlisted:		
US dollars	10,702,634	10,489,737
EC dollars	<u>12,929,103</u>	<u>12,977,803</u>
Total unlisted securities	<u>23,631,737</u>	<u>23,467,540</u>
Total available-for-sale securities, gross	640,291,059	616,696,665
Less: Provision for impairment loss	<u>(5,005,521)</u>	<u>(5,005,521)</u>
	635,285,538	611,691,144
Interest receivable	<u>2,495,089</u>	<u>2,264,864</u>
Total available-for-sale securities	<u>637,780,627</u>	<u>613,956,008</u>

ST. KITTS-NEVIS-ANGUILLA NATIONAL BANK LIMITED

NOTES TO THE FINANCIAL STATEMENTS
FOR THE PERIOD ENDED SEPTEMBER 30, 2016

	<u>Sept</u> <u>2016</u> \$	<u>June</u> <u>2016</u> \$
12. Investment in subsidiary		
National Bank Trust Company (St Kitts-Nevis-Anguilla) Limited	5,750,000	5,750,000
National Caribbean Insurance Company Limited	9,000,000	9,000,000
St Kitts and Nevis Mortgage and Investment Company Limited (MICO)	12,000,000	12,000,000
Total	<u>26,750,000</u>	<u>26,750,000</u>

The subsidiaries are wholly owned except National Caribbean Insurance Company Limited (NCIC) which is 90 percent owned. National Bank Trust Company (St. Kitts-Nevis-Anguilla) Limited which is a wholly owned subsidiary of the Bank owns the remaining 10 percent.

13. Customers' liability under acceptances, guarantees and letters of credit

Letters of credit	7,743,745	7,743,745
Guarantees	-	-
Total	<u>7,743,745</u>	<u>7,743,745</u>

ST. KITTS-NEVIS-ANGUILLA NATIONAL BANK LIMITED

NOTES TO THE FINANCIAL STATEMENTS
FOR THE PERIOD ENDED SEPTEMBER 30, 2016

14. Property, Plant and Equipment

	<u>Total</u>	<u>Property</u>	<u>Equipment</u>	<u>Furniture And Fittings</u>	<u>Motor Vehicles</u>	<u>Reference Books</u>	<u>Projects Ongoing</u>
	\$	\$	\$	\$	\$	\$	\$
Period ended June 30, 2016							
Net book value	28,957,350	23,363,982	3,837,815	773,075	243,790	85	738,603
Additions	622,147	-	218,480	91,595	-	-	312,072
Disposal	(305,370)	-	-	-	(305,370)	-	-
Depreciation charge	(817,834)	(343,665)	(317,647)	(132,787)	(23,735)	-	-
Deprec. on Disposal	188,311	-	-	-	188,311	-	-
Net book value As at Sept 2016	28,644,604	23,020,317	3,738,648	731,883	102,996	85	1,050,675
At Sept 30, 2016							
Cost or valuation	48,665,429	24,919,734	18,097,700	4,060,752	396,200	140,368	1,050,675
Accum depreciation	(20,020,825)	(1,899,417)	(14,359,052)	(3,328,869)	(293,204)	(140,283)	-
Net book value	28,644,604	23,020,317	3,738,648	731,883	102,996	85	1,050,675
At June 30, 2016							
Cost or valuation	48,348,652	24,919,734	17,879,220	3,969,157	701,570	140,368	738,603
Accum depreciation	(19,391,301)	(1,555,752)	(14,041,405)	(3,196,082)	(457,779)	(140,283)	-
Net book value	28,957,351	23,363,982	3,837,815	773,075	243,791	85	738,603

Included in Property is land at a carrying value of \$4,347,412. This is made up as follows:

	Sept 2016	June 2016
Headquarters (Basseterre)	2,206,260	2,206,260
Sandy Point (#1)	46,785	46,785
Sandy Point (#2)	26,040	26,040
Saddlers	26,513	26,513
Nevis	1,019,250	1,019,250
West Independence Square	809,589	809,589
Rosemary Lane (#1)	110,000	110,000
Rosemary Lane (#2)	102,975	102,975
Total	4,347,412	4,347,412

ST. KITTS-NEVIS-ANGUILLA NATIONAL BANK LIMITED
NOTES TO THE FINANCIAL STATEMENTS
FOR THE PERIOD ENDED SEPTEMBER 30, 2016

15. Intangible assets	Sept 2016 \$	June 2016 \$
Opening balance	423,924	473,240
Additions	-	166,353
Disposals	-	-
Amortisation charge	(20,425)	(215,669)
Write-back on disposals	-	-
Net book amount	<u>403,499</u>	<u>423,924</u>
Cost or valuation	6,325,544	6,325,544
Accumulated Depreciation	<u>(5,922,045)</u>	<u>(5,901,620)</u>
Net book value	<u>403,499</u>	<u>423,924</u>

Intangible assets represent computer software acquired for the Bank use.

16. Other assets	Sept 2016 \$	June 2016 \$
Prepayments	4,933,943	2,123,146
Stationery and card stock	965,121	890,855
Epassport receivable, net	7,107,800	7,107,800
Net defined benefit asset	9,775,892	9,775,892
Other receivables	<u>2,844,838</u>	<u>2,543,796</u>
Total	<u>25,627,594</u>	<u>22,441,489</u>
Current	8,743,902	5,557,797
Non-current	<u>16,883,692</u>	<u>16,883,692</u>
	<u>25,627,594</u>	<u>22,441,489</u>

ST. KITTS-NEVIS-ANGUILLA NATIONAL BANK LIMITED
NOTES TO THE FINANCIAL STATEMENTS
FOR THE PERIOD ENDED SEPTEMBER 30, 2016

	Sept 2016	June 2016
	\$	\$
17. Customers' deposits		
Direct demand accounts	876,884,611	910,638,073
Call accounts	278,189,805	271,389,876
Savings accounts	438,553,730	418,448,491
Fixed deposit accounts	1,624,738,283	1,612,194,987
	<u>3,218,396,429</u>	<u>3,212,671,427</u>
Interest Payable	<u>25,019,921</u>	<u>19,899,910</u>
	<u>3,243,416,350</u>	<u>3,232,571,337</u>
Current	3,243,416,350	3,232,116,037
Non-current	-	455,300
	<u>3,243,416,350</u>	<u>3,232,571,337</u>

‘Customers’ deposits” represents all types of deposit accounts held by the Bank on behalf of its customers. The deposit include demand deposit accounts, call accounts, savings accounts and fixed deposits.

The Bank pays interest on all categories of customers’ deposits. At the balance sheet date, total interest paid and payable on deposit accounts for the period amounted to \$15,882,033.

18. Accumulated provisions, creditors and accruals

Suspense Liabilities	14,389	8,365,430
Employee related payables	3,790,548	3,790,548
Unpaid drafts on other banks	1,685,121	1,854,753
Other payables	5,478,668	4,857,793
Managers’ cheques and bankers’ payments	4,343,794	3,010,273
	<u>15,312,520</u>	<u>21,878,797</u>
Total	<u>15,312,520</u>	<u>21,878,797</u>

ST. KITTS-NEVIS-ANGUILLA NATIONAL BANK LIMITED
NOTES TO THE FINANCIAL STATEMENTS
FOR THE PERIOD ENDED SEPTEMBER 30, 2016

	Sept 2016	Sept 2015
	\$	\$
19. Taxation		
Tax expense		
Current tax	-	-
Deferred tax	-	-
	-----	-----
Total	-	-
	=====	=====
 Income for the period before tax	 <u>9,565,451</u>	 <u>3,847,627</u>

Deferred tax asset/(liability)

The movement on the deferred tax assets and liabilities during the period is as follows:

	Sept 2016	June 2016
	\$	\$
Deferred tax asset/(liability)		
Balance brought forward	41,464,236	15,127,806
Capital loss allowance carried forward	-	2,055,558
Accelerated Depreciation	-	642,316
Net unrealized loss/(gain) in movement	(9,456,001)	26,864,600
Net defined benefit asset	-	(3,226,044)
Total	<u>32,008,235</u>	<u>41,464,236</u>

	Sept 2016	June 2016
	\$	\$
20. Share Capital		
Authorised: -		
270,000,000 Ordinary Shares of \$1 each	<u>270,000,000</u>	<u>270,000,000</u>
Issued and Fully Paid: -		
135,000,000 Ordinary Shares of \$1 each	<u>135,000,000</u>	<u>135,000,000</u>

ST. KITTS-NEVIS-ANGUILLA NATIONAL BANK LIMITED
NOTES TO THE FINANCIAL STATEMENTS
FOR THE PERIOD ENDED SEPTEMBER 30, 2016

	Sept 2016	June 2016
	\$	\$
21. Reserves		
Balance brought forward	258,637,739	277,143,688
Movement during the year	<u>19,198,548</u>	<u>(18,505,949)</u>
Balance	<u>277,836,287</u>	<u>258,637,739</u>
Reserves are represented by:		
Statutory reserve	116,449,012	116,449,012
Revaluation reserve	(19,431,913)	(38,630,461)
Other reserve	<u>180,819,188</u>	<u>180,819,188</u>
Balance	<u>277,836,287</u>	<u>258,637,739</u>
21.1 Statutory reserve		
Balance at beginning of year	116,449,012	111,674,356
Addition	-	4,774,656
	-----	-----
	<u>116,449,012</u>	<u>116,449,012</u>
	=====	=====

In accordance with Section 14 (1) of Saint Christopher and Nevis Banking Act No. 6 of 1991, the St. Kitts-Nevis-Anguilla National Bank Limited is required to maintain a reserve fund into which it shall transfer not less than 20% of its net profit of each year whenever the reserve fund is less than the Bank paid-up capital.

21.2 Revaluation reserve

Balance brought forward	(38,630,461)	(16,390,767)
Movement in market value of investments, net	19,198,548	(22,239,694)
Increase in fair value of properties	-	-
	-----	-----
Balance	<u>(19,431,913)</u>	<u>(38,630,461)</u>
Revaluation reserve is represented by:		
Available for sale investment securities	(35,344,726)	(54,543,274)
Properties	<u>15,912,813</u>	<u>15,912,813</u>
	-----	-----
	<u>(19,431,913)</u>	<u>(38,630,461)</u>
	=====	=====

ST. KITTS-NEVIS-ANGUILLA NATIONAL BANK LIMITED
NOTES TO THE FINANCIAL STATEMENTS
FOR THE PERIOD ENDED SEPTEMBER 30, 2016

	Sept 2016	June 2016
	\$	\$
22. Reserves.....continued		
22.3 Other reserves		
Balance at beginning of year	180,819,188	181,860,099
Other Comprehensive Income	-	(1,040,911)
	180,819,188	180,819,188
	180,819,188	180,819,188
Other reserves is represented by:		
Reserve for interest on non-performing loans	29,991,233	29,991,233
Defined Benefit Plan	7,206,513	7,206,513
General reserve	143,621,442	143,621,442
	180,819,188	180,819,188
	180,819,188	180,819,188

Included in Other reserves are the following individual reserves:

General Reserve

General reserve is used from time to time to transfer profits from retained earnings. There is no policy of regular transfer.

Reserve for interest charged on non-performing loans

This reserve was created to set aside interest accrued on non-performing loans in accordance with International Accounting Standards (IAS) 39. The prudential guidelines of Eastern Caribbean Central Bank do not allow for the accrual of such interest. As a result, the interest is set aside in a reserve and is not available for distribution to shareholders until received.

Defined benefit plan reserve

This reserve is used to record the actuarial re-measurement of the defined benefit pension asset in other comprehensive income.

ST. KITTS-NEVIS-ANGUILLA NATIONAL BANK LIMITED
NOTES TO THE FINANCIAL STATEMENTS
FOR THE PERIOD ENDED SEPTEMBER 30, 2016

	<u>Sept 2016</u>	<u>Sept 2015</u>
	\$	\$
23. Net Interest Income		
<u>Interest Income</u>		
Loans and Advances	10,236,874	10,189,231
Deposits with other financial institutions	215,489	71,102
Treasury Bills	1,472,839	1,864,286
AFS Investments	753,452	1,053,979
Originated debts	943,972	911,954
Financial asset	6,791,859	6,705,604
	-----	-----
Interest income	20,414,485	20,796,156
	-----	-----
<u>Interest Expense</u>		
Savings accounts	2,516,092	2,262,286
Call Accounts	90,542	80,739
Fixed Deposits	13,275,399	14,770,836
Current and other deposit accounts	-	-
Debt and other related accounts	-	-
	-----	-----
	15,882,033	17,113,861
	-----	-----
Net Interest income	4,532,452	3,682,295
	=====	=====
24. Net fees and commission income		
Credit related fees and commission	714,153	909,903
International and foreign exchange	2,403,790	2,002,655
Brokerage and other fees and commission	759,429	1,232,429
	-----	-----
Fees and commission income	3,877,372	4,144,987
	-----	-----
<u>Fee expenses</u>		
Brokerage and other related fee expenses	42,961	10,500
International and foreign exchange fee expenses	1,830,674	1,201,992
Other fee expenses	74,100	201,191
	-----	-----
Fee expenses	1,947,735	1,413,683
	-----	-----
Net fees and commission income	1,929,637	2,731,304
	=====	=====

ST. KITTS-NEVIS-ANGUILLA NATIONAL BANK LIMITED
NOTES TO THE FINANCIAL STATEMENTS
FOR THE PERIOD ENDED SEPTEMBER 30, 2016

	<u>Sept</u> <u>2016</u> \$	<u>June</u> <u>2016</u> \$
25. Net gains less (losses) on AFS investments		
Gains on AFS investments at fair value	8,557,654	20,656,282
Losses on AFS investments at fair value	(7,669)	(8,763,846)
Total	<u>8,549,985</u>	<u>11,892,436</u>
26. Provision for credit impairment		
Balance brought forward	54,837,727	57,124,816
Current period change	-	(2,287,089)
Total	<u>54,837,727</u>	<u>54,837,727</u>
27. Administration and general expenses	<u>Sept</u> <u>2016</u> \$	<u>Sep</u> <u>2015</u> \$
Advertisement and marketing	92,127	69,619
Stationery and supplies	11,480	11,493
Communication	214,782	213,544
Utilities	132,681	71,101
Shareholders' expenses	-	-
Rent and occupancy expenses	129,692	162,969
Taxes and licences	-	-
Security services	57,176	36,385
Insurance	79,640	71,217
Legal expenses	33,606	79,261
Staff employment	3,693,870	3,313,771
Repairs and maintenance	1,103,159	299,976
Premises upkeep	11,480	7,049
Other general expenses	389,576	207,556
Total	<u>5,949,269</u>	<u>4,543,941</u>

ST. KITTS-NEVIS-ANGUILLA NATIONAL BANK LIMITED
NOTES TO THE FINANCIAL STATEMENTS
FOR THE PERIOD ENDED SEPTEMBER 30, 2016

27. Administrative and general expenses.....continued

27.1 Employee benefit expense

	<u>Sept 2016</u>	<u>Sept 2015</u>
	\$	\$
Salaries and wages	3,202,795	2,782,489
Other staff cost	<u>491,075</u>	<u>531,282</u>
Total	<u>3,693,870</u>	<u>3,313,771</u>

28. Dividend

The comparative financial statements for June 30, 2016 reflect dividend payment of \$13,500,000.00 or \$0.10 per share for the financial year ended June 30, 2015 which was approved at the Forty-fifth Annual General Meeting held on January 21, 2016 and paid on December 17th 2015 and January 21st 2016.

29. Related Parties

Parties are considered related if one party has the ability to control the other party or exercise significant influence over the other party in making operational or financial decisions. A number of banking transactions are entered into with our subsidiaries and directors in the normal course of business. Those transactions, which include deposits, loans and other transactions, are carried out on commercial terms and conditions, at market rates.

Government of St Kitts and Nevis

The Government of St Kitts and Nevis holds 51% of the Bank issued share capital. The remaining 49% of the issued share capital are widely held by individuals and other institutions (over 5,200 shareholders). The Bank is the main bankers to the government and, as such, undertakes commercial banking transactions on behalf of the government on commercial terms and conditions at market rates.

	<u>Sept 2016</u>	<u>June 2016</u>
	\$	\$
Public Sector		
Net surplus position (loan, advances and deposits)	1,368,904,285	1,335,253,803
Interest on deposits	9,945,845	42,256,833
Interest on loans and advances	2,951,384	11,025,727
Interest on land stock	6,791,859	27,863,502

ST. KITTS-NEVIS-ANGUILLA NATIONAL BANK LIMITED
NOTES TO THE FINANCIAL STATEMENTS
FOR THE PERIOD ENDED SEPTEMBER 30, 2016

29. Related Parties.....continued

	<u>Sept</u> <u>2016</u> \$	<u>June</u> <u>2016</u> \$
Subsidiaries		
Loans and advances	10,768,530	10,636,285
Deposits	220,541,908	219,760,500
Interest on deposits	609,601	8,782,405
Interest from loans and advances	134,581	575,955
Associated Companies		
Loans and advances	70,211,099	70,294,661
Deposits	11,131,510	11,401,807
Interest on deposits	29,437	87,290
Interest from loans and advances	5,289	30,397
Directors and Associates		
Loans and advances	1,039,993	1,059,164
Deposits	369,415	366,906
Interest on deposits	986	6,168
Interest from loans and advances	17,995	54,559
SKNANB shares held	160,700	160,700
Key Management		
Total remuneration	529,021	1,980,515
Loans and advances	3,865,589	4,020,204
Deposits	915,407	1,052,026
Interest on deposits	6,012	54,570
Interest from loans and advances	68,728	281,373
SKNANB shares held	46,429	46,429

Loans advanced to Directors and key management are repayable on a monthly basis at a weighted average effective interest rate of 6.0%. Secured loans are collateralised by cash and mortgage over residential properties.

A provision of \$12,258,402 has been recognized in respect to loans and advances made to a related party (associated company). However, there is no commitment to extend credit to any related party in the future.

ST. KITTS-NEVIS-ANGUILLA NATIONAL BANK LIMITED
NOTES TO THE FINANCIAL STATEMENTS
FOR THE PERIOD ENDED SEPTEMBER 30, 2016

	<u>Sept</u> <u>2016</u> \$	<u>June</u> <u>2016</u> \$
30. Cash and cash equivalent		
Cash and balances with Central Bank (Note 6)	66,729,458	80,373,595
Deposits with other financial institutions (Note 8)	909,213,675	849,493,608
	<u>975,943,133</u>	<u>929,867,203</u>

31. Contingent liabilities and commitments

At September 30, 2016 the Bank had contractual commitments to extend credit to customers, guarantee and other facilities as follows:

	<u>Sept</u> <u>2016</u> \$	<u>June</u> <u>2016</u> \$
Loan and other credit commitments	60,027,126	62,762,983
Guarantees and standby letters of credit	<u>7,743,745</u>	<u>7,743,745</u>
	67,770,871	70,506,728

32. Financial Asset

The financial asset of \$805,272,080 (2016: \$798,480,221) represents the Bank's right to that amount of cash flows from the sale of certain lands and interest outstanding on the said lands pursuant to a shareholder's agreement between the Bank, its majority shareholder the Government of St. Kitts & Nevis ("GOSKN"), and the Nevis Island Administration (NIA). Under the terms of the Agreement certain debt obligations owed to the Bank by the GOSKN, certain public corporations, and the NIA would be irrevocably released and discharged by the Bank in exchange for the transfer of certain land assets and the allocation of certain shares in a Special Land Sales Company (SLSC) to the Bank. Other lands would be transferred to the SLSC for sale, if necessary, in order to satisfy the agreements of the three parties

ST. KITTS-NEVIS-ANGUILLA NATIONAL BANK LIMITED
NOTES TO THE FINANCIAL STATEMENTS
FOR THE PERIOD ENDED SEPTEMBER 30, 2016

32. Financial Asset.....continued

All parties agreed that the distribution of sales proceeds of the land assets shall be applied as follows:

- a. First towards the payment of selling and operational costs of SLSC;
- b. Secondly to the Bank until the Bank has received the face amount of the eligible secured debt immediately prior to the effective date and the interest payments, less amounts paid to the Bank;
- c. Thirdly to the Bank in exchange of the redemption of its relative interest in SLSC which was allotted for the release of eligible unsecured debt that was owed to the Bank prior to the effective date; and
- d. Fourthly to the Government of St. Kitts and Nevis and Nevis Island Administration.

The Bank has not included in these financial statements any investment in SLSC. As of September 30, 2016 SLSC, which is currently operational, has no unsecured land assets in the Company. Further, the bank has not invested any funds in SLSC and its interest in SLSC has no carrying value as of September 30, 2016.

**MANAGEMENT DISCUSSION AND ANALYSIS
OF FINANCIAL CONDITION
AND RESULTS OF OPERATIONS
For the First quarter ended September 30, 2016**

Introduction

The Management Discussion and Analysis of Financial Condition and Results of Operations include forward-looking statements about objectives, strategies and expected financial results and positions. These statements are based on the Bank's current plans, expectations and beliefs about future events. They are inherently subject to risks and uncertainties beyond the Bank's control including, but not limited to, economic and financial conditions globally, technological development, competition, and regulatory developments both at home and abroad. These and other factors may cause the Bank's actual performance to differ materially from that contemplated by forward-looking statements. The reader is therefore cautioned not to place undue reliance on these statements.

Income Statement

Results of Operations

There were no unusual transactions or any significant economic changes that materially affected the amount of reported income from continuing operations for the quarter ended September 30, 2016. Results from usual and ordinary events and transactions for the quarter ended September 30, 2016 show a report of net operating income of \$9.6 million, which represents a \$5.8 million increase when compared with the \$3.8 million reported at September 30, 2015. The year-over-year increase in profitability was due mainly to an increase in net gains from the sale of investment securities and lower cost of funds following the reduction of interest rates on all deposits categories.

Outlined below is a summary of the results of operations at the end of September 2016 and 2015.

	Sep 2016	Sep 2015	
	\$ mil	\$ mil	% Change
Income from Loans & Advances	10.2	10.2	0%
Income from Investments	3.2	3.8	-15.8%
Income from Deposits with financial Inst.	0.2	0.1	100.0%
Income from Lands	6.8	6.7	1.4%
Non-interest income	13.9	7.1	95.8%
Total income	34.3	27.9	22.9%
Interest Expenses	15.9	17.1	-7.0%
Non-interest expenses	8.8	7.0	25.7%
Total expenses	24.7	24.1	2.4%
Net Income before taxes	9.6	3.8	152.6%

Net Interest Income

At September 30, 2016, net interest income increased by \$0.8 million or 21.6% when compared with the \$3.7 million recorded at the end of the same period in 2015. The increase in net interest income was due to a \$1.2 million decrease in interest expense coupled with a \$0.4 million decrease in interest income.

The year-over-year decrease in interest costs resulted from the strategic management of costs, given substantial growth in deposits and a reduction in the savings rate by the Eastern Caribbean Central Bank. Management will continue to monitor its costs and implement strategies to augment the loans and investment portfolios in an effort to generate additional interest income, whilst still ensuring that its customers and shareholders are provided with a satisfactory return on their investments.

Net Fees & Commission Income

Net fees and commission income fell by \$0.8 million (or 29.4%) at the end of September 2016 when compared with the amount attained for the quarter ended September 30, 2015. The year-over-year decrease in fees and commission income was due mainly to a decrease in fees relative to E-commerce transactions.

Other Income

At September 30, 2016, income from other sources increased significantly by \$7.0 million or 232.9% in comparison to the amount recorded for the quarter ended September 30, 2015. The growth in other income was due to an increase in realized gains on marketable securities from the previous year. The table below gives an analysis of revenues earned over the review period.

<i>Analysis of Revenue</i>	Sep 2016	Sep 2015	
Interest Income	\$ 000	\$ 000	% Change
Interest from loans and advances	10,237	10,189	0.4%
Interest from Investments	1,697	1,966	-13.7%
Interest from Treasury Bills	1,473	1,864	-21.0%
Interest from Deposits with Fin. Inst.	216	71	204.2%
Interest on Lands	6,792	6,706	1.3%
Total interest	20,415	20,796	-1.8%
Non-interest income			
Income from fees and commissions	3,877	4,145	-6.4%
Gains from foreign exchange	815	1,258	-35.2%
Gains from investments, net	8,550	1,352	532.4%
Dividend income	531	358	48.3%
Other income	96	33	190.9%
Total non-interest income	13,869	7,146	94.1%
Total Revenue	34,284	27,942	22.7%

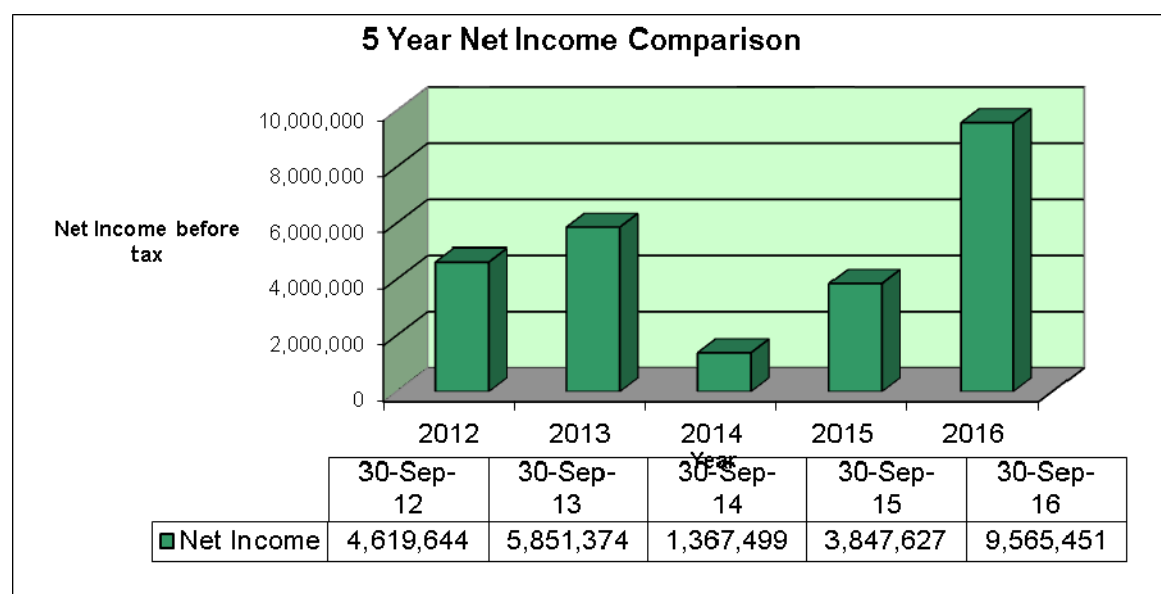
Operating Expenses

At the end of September 2016, operating expenses increased to \$6.9 million from \$5.6 million at the end of September 2015, representing a reduction of \$1.3 million or 23.7%. Operating cost management and curtailment remains a critical area of focus for the bank.

Net Income

Over the past 5 years, net income before tax has increased from \$4.6 million in the first quarter of 2012 to \$9.6 million for the same period in 2016. The Company is optimistic that its continued efforts to augment the non-interest income base and curtail interest costs will result in a significant improvement in profitability over the next quarter and beyond.

Outlined below is the movement of net operating income at September 30th over a five year period.



Balance Sheet

Assets

During the period under review, the Bank's total asset base increased by \$41.3 million or 1.1% to \$3.715 billion, due mainly to the following:

- Increase in Deposits with Financial Institutions by \$46.2 million or 5.2%
- Increase in Available for Sale Investments by \$23.9 million or 3.9%

Offset by,

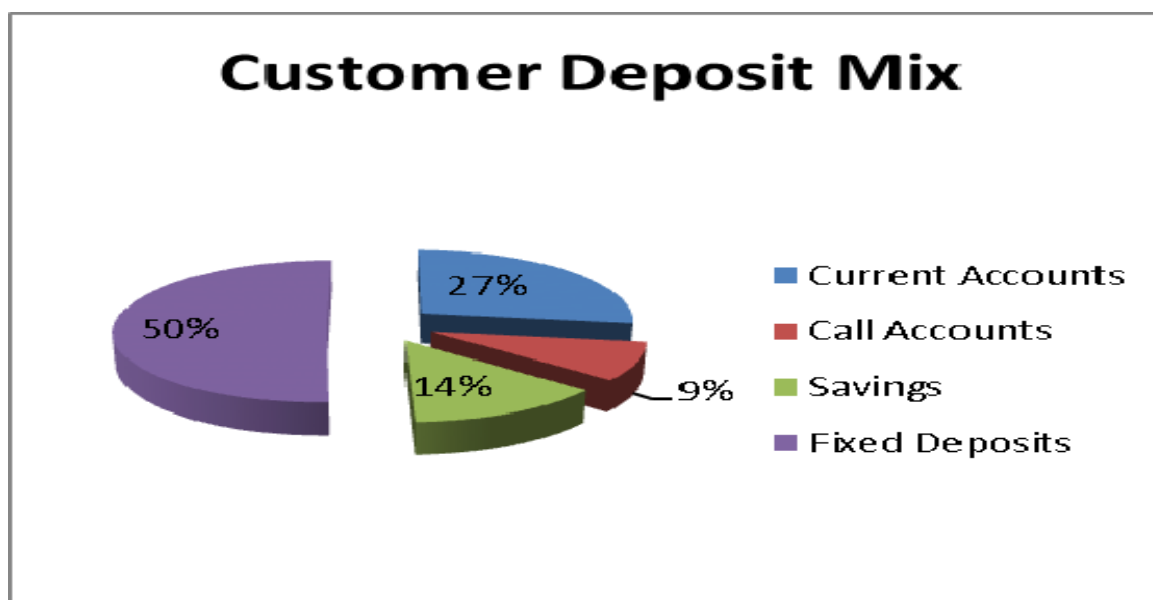
- Decrease in Treasury Bills by \$19.4 million or 14.4%
- Decrease in Deferred tax by \$9.4 million or 22.8%

Cash and balances with Central Bank constituted 6.9% of the total assets, investments constituted 49.4%, loans and advances contributed to 19.4%, Lands held (financial asset) constituted 21.7%, while all other assets comprised the remaining 2.6% at September 30, 2016. The investment strategy applied to these assets ensures the Bank maintains a well diversified portfolio to reduce risk exposure.

Liabilities

At the end of September 2016 total liabilities increased by \$12.5 million to \$3.275 billion, representing a 0.4% increase when compared with total liabilities of \$3.262 billion at the end of June 2016. This increase stemmed mainly from growth in customer deposits of \$10.8 million and an increase in amounts due to Financial Institutions of \$8.2 million, offset by a decrease in accumulated provisions, creditors and accruals of \$6.5 million.

Below is a diagram showing the customer deposit mix at the end of September 2016.



Shareholders' Equity

The company continues to realize its goal of providing a satisfactory return to shareholders and increasing the value of investments. Shareholders' Equity recorded at September 30, 2016 was \$440.3 million compared with \$411.5 million recorded at June 30, 2016. This represents a \$28.8

million or 7.0% increase, resulting from net operating income for the period of \$9.6 million and an increase in revaluation reserves of \$19.2 million.

Corporate Governance

The Board of Directors continue to monitor the business affairs of the Bank to ensure compliance with relevant statutes, regulations, rules, established policies and procedures. They are charged with the oversight responsibility of increasing operational efficiency, strengthening shareholder and customer confidence, and the investment attractiveness of the Bank. In this regard the Board is focused on:

- Adoption and implementation of corporate governance guidelines and codes of ethics and business conduct.
- Continued emphasis on the Corporate Strategic Plan, which includes management's philosophy, economic outlook and conditions, performance targets and plans for implementation of strategies over the next 5 years.

Additionally, the Board will continue to take vital steps towards culturing a strong corporate governance environment, improving transparency and fostering high levels of integrity, thereby strengthening shareholder confidence in the Company.

Risk Management

The management of risks has emerged as one of the greatest challenges that banks now face. The Bank's activities expose it to a variety of financial risks, as taking risk is core to the commercial banking business. Management is aware that operational risks are an inevitable consequence of being in business, and hence risk management policies are designed to identify and analyse risks in order to set appropriate levels and controls to monitor and mitigate risks. Risk management is carried out by the Credit and Comptroller Divisions under policies approved by the Board of Directors. In addition, internal audit is responsible for the independent review of risk management and the control environment.

While the bank places strong emphasis on the management of risks, it does so with the objective of balancing risk taking with expected returns to our shareholders.

Liquidity and Capital Adequacy

Liquidity

The Bank's liquidity is managed and monitored on a daily basis by management to ensure that there is sufficient liquidity to meet its liabilities when they fall due, both under normal and stressed conditions, without incurring unacceptable losses or risking damage to the Bank's reputation. The Bank maintains a portfolio of marketable assets that can be easily liquidated as protection against unforeseen liquidity problems, as well as cash and balances with the Central Bank and other financial institutions. At the end of the review period, cash and balances with Central Bank stood at \$256.0 million, \$66.8 million more than the required reserve deposit of \$189.2 million. Overall, Cash and cash equivalents increased by \$46.0 million to \$975.9 million from \$929.9 million reported in June 2016, indicating that the bank remains sufficiently liquid to meet its contractual obligations as they fall due.

Capital

The Bank's policy is to manage the capital levels based on the underlying risk of its business. Capital adequacy is monitored to ensure compliance with the ECCB's risk based capital guidelines, which require a minimum ratio for Tier 1 or core capital of 4% to risk weighted assets. Tier 1 Capital is comprised of share capital, statutory reserves, general reserves and retained earnings. At September 30, 2016, the Bank was in compliance with the capital adequacy requirements, reporting a Tier 1 capital ratio of 31%.

Outlook

Over the next quarter, the Company will continue to focus on cost containment, risk management and operational efficiency. We will continue to build on our existing infrastructure and technology to enhance our products and services and focus on initiatives to augment our interest income and non-interest income base.

The Bank will improve business standards by implementing strategies geared towards the strengthening of the Bank. These measures should boost total revenue. We anticipate an improvement in the performance of the Bank resulting in positive returns on its investments in the near future. Careful investment for the future, in line with a well thought-out strategy, will be beneficial in the long-run.